

## INSTRUCTIONS FOR CHECKING PAGE PROOFS

---

A PDF page proof of your article is provided with these instructions. Its purpose is for you to:

- Proofread your article.
- Answer any queries (which, if present, are in a query list at the end of the article).
- Check the content and positioning of tables and figures.

It is important that you check this proof very carefully and answer all the queries. Please note that only essential corrections can be made at this stage. Also note that changes you make to your article that do not comply with the style of the Journal and those that are grammatically incorrect will not be incorporated.

### **Proofreading instructions**

Read over your article carefully, and check that:

- There are no errors in the article (including data, equations and references).
- Author and address details are accurate.
- Content and positioning of tables and figures is correct (note that some photographs in the file may appear blurry, as figures in the PDF are low resolution).
- Special characters such as figure legend symbols and Greek letters have not corrupted.
- Any previously submitted amendments have been incorporated correctly.

### **Queries**

- Any queries are listed on the last page of the proof, with a corresponding number in the margin next to the relevant text.
- Please ensure all queries are answered in full.

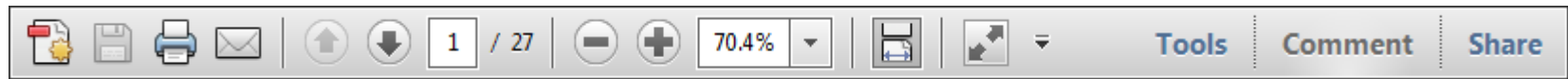
### **Return of approval to publish**

- Add corrections or answers to any queries using e-Annotation. The instructions for using e-Annotation tools are on the following pages.
- Retain a copy of your corrections for your records.
- Email the Production Editor your approval to publish your article (either with or without amendment) and any corrections required. The Production Editor's contact details are given in the covering email.
- Prompt notification of your approval to publish your article is very much appreciated.
- Please contact the Production Editor if you have any queries.

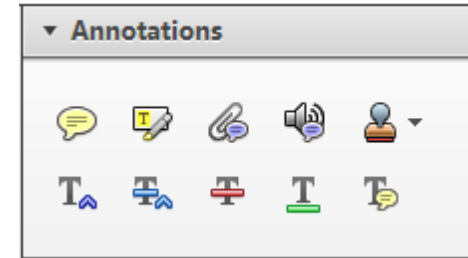
Required software to e-annotate PDFs: **Adobe Acrobat Professional** or **Adobe Reader** (version 8.0 or above). (Note that this document uses screenshots from **Adobe Reader X**)

The latest version of Acrobat Reader can be downloaded for free at: <http://get.adobe.com/reader/>

Once you have Acrobat Reader open on your computer, click on the **Comment** tab at the right of the toolbar:



This will open up a panel down the right side of the document. The majority of tools you will use for annotating your proof will be in the **Annotations** section, pictured opposite. We've picked out some of these tools below:



### 1. Replace (Ins) Tool – for replacing text.

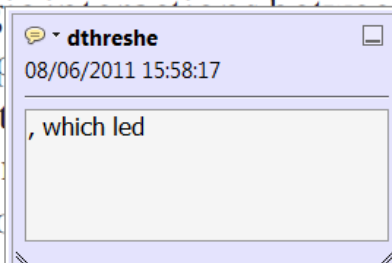


Strikes a line through text and opens up a text box where replacement text can be entered.

#### How to use it

- Highlight a word or sentence.
- Click on the **Replace (Ins)** icon in the Annotations section.
- Type the replacement text into the blue box that appears.

standard framework for the analysis of microeconomics. Nevertheless, it also led to the emergence of a new paradigm of strategic behavior. The number of competitors in the industry is that the structure of the industry is a key component of the competitive environment. At the industry level, are externalities an important component of the industry structure? (M henceforth) we open the 'black b



### 2. Strikethrough (Del) Tool – for deleting text.



Strikes a red line through text that is to be deleted.

#### How to use it

- Highlight a word or sentence.
- Click on the **Strikethrough (Del)** icon in the Annotations section.

there is no room for extra profits and the number of competitors are zero and the number of firms (net) values are not determined by the number of firms. Blanchard and Kiyotaki (1987), in their paper on perfect competition in general equilibrium, show that the effects of aggregate demand and supply shocks in the classical framework assuming monopolistic competition are an exogenous number of firms

### 3. Add note to text Tool – for highlighting a section to be changed to bold or italic.



Highlights text in yellow and opens up a text box where comments can be entered.

#### How to use it

- Highlight the relevant section of text.
- Click on the **Add note to text** icon in the Annotations section.
- Type instruction on what should be changed regarding the text into the yellow box that appears.

dynamic responses of mark-ups consistent with the VAR evidence

sation of the industry with well-labeled demand curves. The number of competitors in the industry is that the structure of the sector is also consistent with the demand-



### 4. Add sticky note Tool – for making notes at specific points in the text.



Marks a point in the proof where a comment needs to be highlighted.

#### How to use it

- Click on the **Add sticky note** icon in the Annotations section.
- Click at the point in the proof where the comment should be inserted.
- Type the comment into the yellow box that appears.

and supply shocks. Most of the standard framework of microeconomics. Nevertheless, it also led to the emergence of a new paradigm of strategic behavior. The number of competitors in the industry is that the structure of the sector is also consistent with the demand-



## USING e-ANNOTATION TOOLS FOR ELECTRONIC PROOF CORRECTION

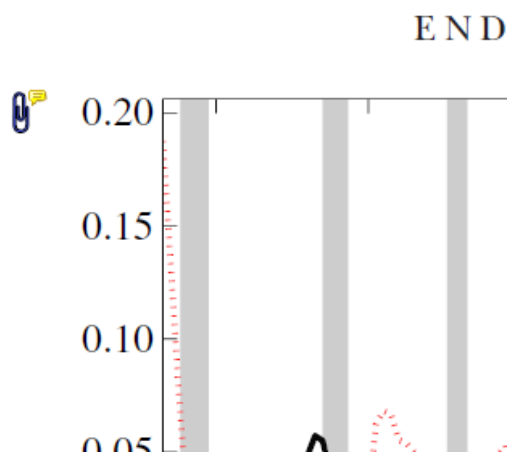
### 5. Attach File Tool – for inserting large amounts of text or replacement figures.



Inserts an icon linking to the attached file in the appropriate place in the text.

#### How to use it

- Click on the [Attach File](#) icon in the Annotations section.
- Click on the proof to where you'd like the attached file to be linked.
- Select the file to be attached from your computer or network.
- Select the colour and type of icon that will appear in the proof. Click OK.



### 6. Add stamp Tool – for approving a proof if no corrections are required.



Inserts a selected stamp onto an appropriate place in the proof.

#### How to use it

- Click on the [Add stamp](#) icon in the Annotations section.
- Select the stamp you want to use. (The [Approved](#) stamp is usually available directly in the menu that appears).
- Click on the proof where you'd like the stamp to appear. (Where a proof is to be approved as it is, this would normally be on the first page).

of the business cycle, starting with the  
 on perfect competition, constant ret  
 production. In this environment goods  
 extra-processed the country of marke  
 he market. The New-Keynesian model  
 determined by the model. The New-Key  
 otaki (1987), has introduced produc  
 general equilibrium models with nomin  
 and market-clearing. Most of this litera

**APPROVED**

#### Drawing Markups

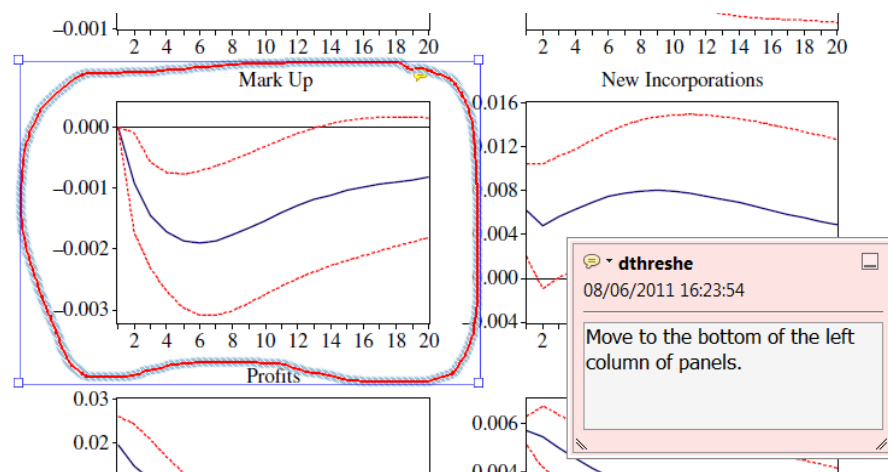


### 7. Drawing Markups Tools – for drawing shapes, lines and freeform annotations on proofs and commenting on these marks.

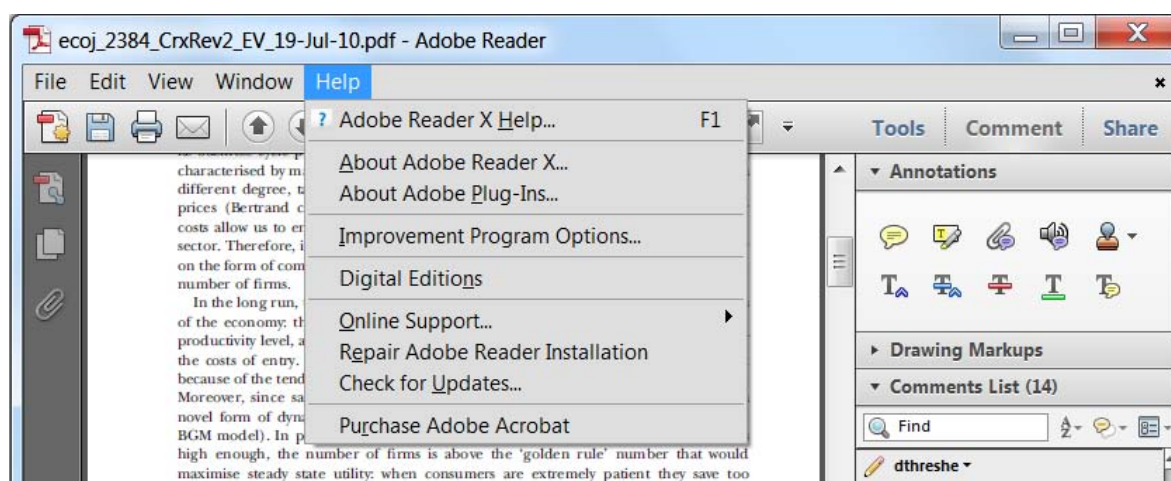
Allows shapes, lines and freeform annotations to be drawn on proofs and for comment to be made on these marks..

#### How to use it

- Click on one of the shapes in the [Drawing Markups](#) section.
- Click on the proof at the relevant point and draw the selected shape with the cursor.
- To add a comment to the drawn shape, move the cursor over the shape until an arrowhead appears.
- Double click on the shape and type any text in the red box that appears.



For further information on how to annotate proofs, click on the [Help](#) menu to reveal a list of further options:



# WILEY

111 RIVER STREET, HOBOKEN, NJ 07030

## ELECTRONIC PROOF CHECKLIST

JOURNAL OF RESEARCH IN SCIENCE TEACHING

**\*\*\*IMMEDIATE RESPONSE REQUIRED\*\*\***

Please follow these instructions to avoid delay of publication.

- **READ PROOFS CAREFULLY**
  - This will be your only chance to review these proofs.
  - Please note that the volume and page numbers shown on the proofs are for position only.
- **ANSWER ALL QUERIES ON PROOFS** (Queries for you to answer are attached as the last page of your proof.)
  - Mark all corrections, including query answers, directly on the proofs, within the text. Note that excessive author alterations may ultimately result in delay of publication and extra costs may be charged to you.
- **CHECK FIGURES AND TABLES CAREFULLY** (Color figures will be sent under separate cover.)
  - Check size, numbering, and orientation of figures.
  - All images in the PDF are down sampled (reduced to lower resolution and file size) to facilitate Internet delivery. These images will appear at higher resolution and sharpness in the printed article.
  - Review figure legends to ensure that they are complete.
  - Check all tables. Review layout, title, and footnotes.
- **COMPLETE REPRINT ORDER FORM BY CLICKING ON THE LINK SHOWN ON THE REPRINT ORDER PAGE**
  - If no reprints are desired, please ignore this reprints page.

RETURN CORRECTED PROOFS AND ALL RELEVANT ITEMS WITHIN TWO BUSINESS DAYS OF RECEIPT.

**The preferred method to return corrected proofs is to return the annotated PDF to:**

Production Editor, JRST

E-mail: Jrnlprod.JRST@cenveo.com

Refer to journal acronym and article production number.



---

---

## COLOR REPRODUCTION IN YOUR ARTICLE

---

---

Color figures were included with the final manuscript files that we received for your article. Because of the high cost of color printing, we can only print figures in color if authors cover the expense. **The charge for printing figures in color is \$600 per figure.**

Please indicate if you would like your figures to be printed in color or black and white. Color images will be reproduced online in *Wiley Online Library* at no charge, whether or not you opt for color printing.

**Failure to return this form will result in the publication of your figures in black and white.**

JOURNAL \_\_\_\_\_ VOLUME \_\_\_\_\_ ISSUE \_\_\_\_\_

TITLE OF MANUSCRIPT \_\_\_\_\_

MS. NO. \_\_\_\_\_ NO. OF COLOR PAGES \_\_\_\_\_ AUTHOR(S) \_\_\_\_\_

Please print my figures in black and white

Please print my figures in color

\$ \_\_\_\_\_

**BILL TO:**

Name \_\_\_\_\_ **Purchase**

Institution \_\_\_\_\_ **Order No.** \_\_\_\_\_

Address \_\_\_\_\_ Phone \_\_\_\_\_

\_\_\_\_\_ Fax \_\_\_\_\_

\_\_\_\_\_ E-mail \_\_\_\_\_

# WILEY

## **Additional reprint and journal issue purchases**

Should you wish to purchase additional copies of your article, please click on the link and follow the instructions provided:

<https://caesar.sheridan.com/reprints/redir.php?pub=10089&acro=TEA>

Corresponding authors are invited to inform their co-authors of the reprint options available.

Please note that regardless of the form in which they are acquired, reprints should not be resold, nor further disseminated in electronic form, nor deployed in part or in whole in any marketing, promotional or educational contexts without authorization from Wiley. Permissions requests should be directed to mailto: [permissionsus@wiley.com](mailto:permissionsus@wiley.com)

For information about 'Pay-Per-View and Article Select' click on the following link: <http://wileyonlinelibrary.com/ppv>

*Research Article***Secondary School Students' Reasoning About Evolution**Cheryl<sup>Q1</sup> To,<sup>1,2</sup> Harriet R. Tenenbaum,<sup>2</sup> and Henriette Hogh<sup>3</sup><sup>1</sup>London South<sup>Q2</sup> Bank University, London, United Kingdom<sup>2</sup>School of Psychology, University<sup>Q3</sup> of Surrey, Guildford, Surrey, United Kingdom<sup>3</sup>Institute of Sport, University of Chichester, Chichester, United Kingdom*Received 1 September 2015; Accepted 6 August 2016*

**Abstract:** This study examined age differences in young people's understanding of evolution theory in secondary school. A second aim of this study was to propose a new coding scheme that more accurately described students' conceptual understanding about evolutionary theory. We argue that coding schemes adopted in previous research may have overestimated students' grasp of evolutionary concepts. A total of 106 students aged 12, 14, and 16 took part in individual interviews investigating their understanding of evolution. Using the new coding scheme, we found that while 16-year olds were more likely than 12-year olds to endorse scientific concepts when answering a question about finches, their understanding of natural selection, however, did not generalize to the other four questions. Furthermore, students began to incorporate relevant terminology (e.g., *adapt*, *evolve*, etc.) and structure their explanations using relevant language at around age 14. Students often used relevant terminology without having a more advanced understanding of evolutionary theory. Instead, they used the relevant terms in a colloquial rather than a scientific sense. Implications of the current findings for teaching and theory are discussed.

**Keywords:** understanding evolution; cognitive development; secondary school

Students' use of multiple epistemologies in scientific reasoning has been well established (Bang & Medin, 2010; Chinn & Samarapungavan, 2001; Duit & Treagust, 2003; Evans, Legare, & Rosengren, 2011; Gelman & Rhodes, 2012; King & Kitchener, 2004;<sup>Q4</sup> Kuhn, 1991, 1993; Rosengren & Evans, 2012; Shtulman & Calabi, 2013). When<sup>Q5</sup> explaining scientific phenomena, students often simultaneously evoke both intuitive and scientific ideas (Evans et al., 2011; Evans & Lane, 2011; Hammer & Elby, 2003; Harris & Koenig, 2003;<sup>Q6</sup> Harrison & Treagust, 2001; Hofer & Pintrich, 1997a, 1997b;<sup>Q7</sup> Legare, Evans, Rosengren, & Harris, 2012). For example, in physics, 8-year-old children dropped a ball early to reach a target (implicitly endorsing a parabolic function) even when endorsing an incorrect straight-down trajectory (Krist, 2000, study 2), which shows that they may endorse different epistemologies for the same object. Similarly in biology, when asked to explain processes of species change, students often assume a *need-based* view where evolution is assumed to occur at the individual level rather than the population level (Kelemen, 2004, 2012; Poling & Evans, 2002; Southerland, Abrams, Cummins, & Anelmo, 2001), invoking both intuitive (need-based reasoning) and scientific reasoning (random mutation).

---

Correspondence to: C. To; E-mail: toc@lsbu.ac.uk

DOI 10.1002/tea.21347

Published online in Wiley Online Library (wileyonlinelibrary.com).



1 However, because past research on students' understanding about biological evolution has not  
2 allowed for students' use of multiple epistemologies, it thus may have overestimated the  
3 coherence of their understanding of this theory. For example, in a study examining Spanish  
4 secondary school students' understanding of biological evolution, Banet and Ayuso (2003)  
5 categorized students' mental frameworks as either Lamarckian or Darwinian. Similarly in an  
6 intervention study where Dutch students were given guided instructions over 2 weeks (two  
7 lessons, 50 minutes each) to reinvent evolutionary theory, Geraedts and Boersma (2006) described  
8 students' pre-instruction understanding as Lamarckian and post-instruction understanding as  
9 Darwinian. Other studies have likewise categorized students' understanding of evolution as either  
10 consisting of naïve conceptions or scientific ones (Bishop & Anderson, 1990; Demastes, Settlage,  
11 & Good, 1995; Jensen & Finley, 1995, 1996). However, people's reasoning about biological  
12 evolution is rarely based either on intuitive *or* scientific knowledge alone (Evans et al., 2010b;<sup>Q8</sup>  
13 Spiegel et al., 2012). In a seminal study investigating American adults' reasoning about evolution  
14 prior to visiting a natural history museum, Evans et al. (2010b) found that 72% of adult museum  
15 visitors tended to invoke scientific and intuitive explanations simultaneously for species change.  
16 A further 28% of participants endorsed a reasoning framework that also included creationist  
17 explanations in addition to scientific and intuitive explanations. In this study, we aim to investigate  
18 English secondary students' reasoning about biological evolution, with a focus on multiple  
19 epistemologies.

### 20 *Theoretical Framework*

21 Many people represent<sup>Q9</sup> multiple and seemingly contradictory epistemologies in their  
22 understanding of evolution (Chinn & Brewer, 1993; Evans, Legare, & Rosengren, 2010a; Gelman  
23 & Legare, 2011). Evans et al. (2010a) propose different models for how people may allow these  
24 seemingly contradictory beliefs to co-exist. For example, people may explain species change  
25 using different epistemologies, they may invoke them in different contexts, or the epistemologies  
26 may be fused in a non-systematic manner.

27  
28 *Naïve Theories.* One epistemology frequently cited in students' reasoning about biological  
29 evolution is the use of naïve or folk biological and psychological theories (Evans, 2000; Evans,  
30 Rosengren, Lane, & Price, 2012; Gelman & Kremer, 1991; Kelemen, 1999, 2004, 2012;  
31 Kelemen & DiYanni, 2005; Murphy & Medin, 1985; Poling & Evans, 2002; Rosengren &  
32 Evans, 2012). Naïve theories are<sup>Q10</sup> general rules that children learn about the physical world  
33 through personal and direct experiences with the world. These biases tend to be fairly well  
34 ingrained in children's problem solving repertoires such that children frequently draw on these  
35 naïve explanatory frameworks regardless of the framework's appropriateness (Chinn &  
36 Brewer, 1993; Gelman & Legare, 2011). These naïve theories give rise to different types of  
37 reasoning, such as essentialism, which comes from a naïve biology perspective. Essentialism is  
38 the assumption that there are biologically determined essences that differentiate one species  
39 from another; this innate essence is assumed to be passed on through biological reproduction  
40 (Coley & Tanner, 2012; Gelman, 2004; Gelman & Rhodes, 2012). The concept of essentialism  
41 accepts that living organisms may change, but such changes are deemed superficial, and that  
42 the core essences of organisms remain unchanged as before (i.e., caterpillar → butterfly;  
43 Gelman & Rhodes, 2012). While essentialist beliefs are not entirely at odds with evolutionary  
44 theory, because lateral species change truly cannot occur (i.e., a change from a cat to a dog),  
45 strong commitments to species stability without consideration for individual variability may  
46 hinder people's understandings of the theory (Coley & Muratore, 2012; Gelman & Rhodes,  
47 2012; Shtulman & Calabi, 2013).  
48



1 Also contributing to students' epistemological beliefs about biological evolution is the idea  
2 of teleology, which comes from intuitive psychology. This is the assumption that every part or  
3 property of a living thing has a specific purpose (Poling & Evans, 2002). Children between the  
4 ages of 6 and 7 years generously apply this type of reasoning to both animate and naturally  
5 occurring inanimate objects (Kelemen, 1999). Not until 10 years of age do children restrict their  
6 teleological thinking to animate objects (Poling & Evans, 2002). Kelemen (1999) argues that over  
7 attribution of teleological thinking is an extension of younger children's intentional thinking.  
8 Attributing mental states to all objects (intentional reasoning), both animate and inanimate, is  
9 typical of (but not exclusive to) 6- to 7-year-old children (Poling & Evans, 2002). More recently,  
10 Kelemen and Rosset (2009) found that teleological thinking continues to remain in adults'  
11 conceptual search space as default mechanisms, even among professional scientists (Kelemen,  
12 Rottman, & Seston, 2013).

13  
14 *National Science Curriculum in England.* In addition to intuitive theories, people may also  
15 invoke theories dominant in their socio-cultural milieu, such as scientific theories or religious  
16 ideas. One of these cultural beliefs includes evolutionary theory (Evans et al., 2010a, 2010b). To  
17 understand the role of formal education in the development of English students' understanding of  
18 evolutionary theory, the National Curriculum in England must be understood.

19 In the National Curriculum<sup>1</sup> for Science in England, students are introduced to the topic of  
20 evolution between the ages of 11 and 16 years (Key Stages 3 and 4; Department for Education,  
21 2013a, b). Between the ages of 11 and 14 years, students learn about inheritance, chromosomes,  
22 DNA, and genes. The specific content covered includes learning about heredity as a genetic  
23 process; that differences between and within species can be attributed to differences in genetic  
24 information; that variation between individuals within a species is either continuous or  
25 discontinuous; the role of variation in natural selection; organism-environment fit and extinction;  
26 and the need for biodiversity (Department for Education, 2013a). For example, a unit on evolution  
27 for students between the ages of 11 and 14 years introduces students to evolutionary theory by  
28 exploring the ideas proposed by Darwin and Lamarck about evolution. Students further explore  
29 the concept of natural selection before moving on to the concept of extinction (the dodo bird and  
30 dinosaurs are often used as examples of extinct species). Students learn that extinction is caused  
31 by changes in the environment (e.g., a new disease, a new predator, a change in the physical  
32 environment, climate change, etc.), leading to a particular species being less able to compete and  
33 reproduce successfully. Students also learn that endangered species (e.g., pandas, gorillas, etc.)  
34 are on the brink of extinction. Species may become extinct because of the critically low level of  
35 available habitats for these animals or because the population of a species has fallen below a  
36 critical level. Finally, the unit of evolution ends with having students learn about biodiversity, and  
37 the conservation efforts to protect endangered species.

38 In grades with students aged 14–16 years, the curriculum continues to build on the earlier  
39 content to teach students that genetic mutation causing variation occurs at the gene level; that  
40 sexual reproduction contributes to variation within a population; monohybrid inheritance occurs  
41 when there are dominant and recessive alleles; the evolution of new species ensues over time  
42 through natural selection; genetic variation and environmental factors contribute to evolution  
43 (e.g., bacterial resistance to antibiotics, human evolution). They also learn about adaptation,  
44 evidence for evolution from geology and other fields, common descent, the three-domain model  
45 based on DNA analysis, Darwin and Mendel, and vocabulary specific to genetics and evolutionary  
46 theory (e.g., dominant allele, recessive allele, homozygous, heterozygous phenotype, genotype;  
47 Department for Education, 2013b). Thus, all English school-aged children are exposed to the  
48 cultural epistemology of evolutionary theory in some detail.

1            *Creationism*. Another cultural epistemology, albeit from a supernatural perspective, is<sup>Q11</sup>  
2 creationism (Evans et al., 2010a, 2010b). Compared to US secondary school students, however,  
3 English secondary school students (Tenenbaum, To, Wormald, & Pegram, 2015) and British  
4 science museum visitors (Abraham-Silver & Kisiel, 2008) rarely<sup>Q12</sup> invoke creationism. For this  
5 reason, we will not discuss this theory further. Such variation in invoking creationism  
6 demonstrates that the use of different epistemologies vary with culture (Evans et al., 2010a,  
7 2010b).

### 8 *Role of Culture*

9            Indeed, ample evidence suggests that culture and socialization play an important role in the  
10 way people reason about biological entities (Atran, Estin, Coley, & Medin, 1997, Atran, Medin,  
11 Lynch, Vapnarsky, Ek', & Sousa, 2001, Atran, Medin, & Ross, 2004; Bang & Medin, 2010; Medin  
12 & Atran, 2004; Ross, Medin, Coley, & Atran, 2003;<sup>Q13</sup> Waxman, Medin, & Ross, 2007). In a study  
13 examining three distinct populations that varied depending on the amount of contact they had with  
14 the natural world, Ross et al. (2003) found that 6- to 10-year-old children from the three groups  
15 adopted very different ways of reasoning when thinking about biological entities. While  
16 anthropomorphic thinking was specific to urban children who had the least contact with natural  
17 world, ecological thinking (reasoning based on relationship between two and more unique  
18 entities) was most characteristic of Native American children, who had the most contact with  
19 natural world. Furthermore, while there is evidence of anthropomorphic thinking in children from  
20 rural majority cultures, this type of reasoning ceases to exist in their thinking by the time children  
21 are 10 years old.

22            Cultures need not be drastically different from one another for effects of culture and  
23 socialization to take hold. Kelemen (2003) examined British and American children's use of  
24 teleological reasoning when reasoning about natural phenomena. Given that both the UK and the  
25 US are similar in terms of industrialization (Micklethwait & Wooldridge, 2005) and that  
26 teleological thinking is universal among children from western urbanized cultures, one would  
27 expect little difference in the way teleological thinking is endorsed. However, what Kelemen  
28 (2003) found was that while children from both countries endorsed teleological reasoning, they  
29 did so in a slightly different manner. Specifically, while American children tended to regard body  
30 parts as possessing both biological self-serving and artifact-like social functions, British children  
31 tended to favor self-serving survival-enhancing function for selected body parts (e.g., neck and  
32 feet). Kelemen (2003) argued that the different ways in which British and American children use  
33 teleological reasoning may be because British adults tended to be less open about publically  
34 endorsing religious explanations. Furthermore, the nuanced difference between the two cultures  
35 may mean that children are either more or less likely to be exposed to statements supporting  
36 intelligent design depending on the majority culture where they are raised (Kelemen, 2003).  
37 Because there are differences between British and American children's foundational knowledge  
38 about biological entities, we expect that in extrapolating their early understanding about  
39 biological entities, British young people's reasoning about evolution will also differ.

### 40 *Conceptual Conflict and Conceptual Change*

41            How students integrate new information learned in the science classroom into their pre-  
42 existing epistemologies depends on whether or not students detect the inconsistencies between  
43 those epistemologies and the one proposed by the scientific community (Chinn & Brewer, 1993;  
44 Posner, Strike, Hewson, & Gertzog, 1982). In instances where students do not detect a discrepancy  
45 between their alternative understanding and the normative explanation, learners' knowledge may  
46 likely comprise a collection of individual pieces of knowledge<sup>Q14</sup> (see diSessa, Gillespie, &  
47  
48

1 Esterly, 2004). However, if students detect the discrepancy between their personal understanding  
2 and the normative explanation, students can respond to the information by: (i) ignoring the  
3 contradictions and continuing to use pre-existing conceptions in evolutionary reasoning; (ii)  
4 maintaining pre-existing conceptions and using new and old conceptions in parallel, such as in  
5 co-existence models (Evans et al., 2011); or (iii) constructing a new conceptual framework  
6 incorporating both naïve and scientific ideas into a single conception (Kuhn, 1989; Nehm & Ha,  
7 2011). However, because past research on participants younger than 18 years has not generally  
8 coded students' response to allow for their use of multiple epistemologies, it is uncertain to what  
9 extent students adopt each strategy when reasoning about biological evolution. Thus, our study  
10 extends work on multiple epistemologies conducted by Evans et al.

### 11 *The Current Study*

12  
13 The aim of the current study is to determine the ways in which young people in England  
14 reason about biological evolution. Though past research has indicated that there are commonali-  
15 ties in the way people reason about evolution that cut across cultures (Abraham-Silver & Kisiel,  
16 2008), there are also differences in children's reasoning about biology in these culture (Kelemen,  
17 2003) that could lead to differences in the way they reason about biological evolution. Indeed, a  
18 recent study exploring English secondary school students' reasoning about evolution before and  
19 after a visit to a natural history museum suggested that students very rarely invoked creationist  
20 explanations when reasoning about evolution (Tenenbaum et al., 2015). This finding is in contrast  
21 to research conducted in the American Midwest/Southern US which suggests that many adult  
22 museum visitors endorse creationist explanations when reasoning about evolution (Evans et al.,  
23 2010a, 2010b). Though the study conducted by Tenenbaum et al. (2015) is not a comparison study,  
24 it highlights the need for taking a new look at how young people in England reason about evolution  
25 today.

26 Unlike previous work that has focused on students' endorsement of specific evolution-  
27 ary concepts (Beardsley, 2004; Clough & Wood-Robinson, 1985; Deadman & Kelly, 1978),  
28 or <sup>Q15</sup> students' endorsement of either Lamarckian or Darwinian theory of evolution (Banet  
29 & Ayuso, 2003; Geraedts & Boersma, 2006), this study examines developmental trends in  
30 secondary school students' reasoning about evolution, in particular, their use of target-  
31 dependent reasoning. Past studies have not coded students' answers allowing for the use of  
32 multiple epistemologies and as a result, may have overestimated the coherence of young  
33 people's understandings of the evolutionary theory. The present study remedies this by  
34 using a different type of coding scheme. In addition, past coding schemes, such as the one  
35 used by Evans et al. (2010), have coded the use of words like *evolution* and *adaptation* as  
36 evidence that people correctly understood evolutionary theory. However, one could use  
37 these words to denote a prior conception based on naïve concepts (Demastes, Good, &  
38 Peebles, 1996). For this reason, we used a stricter coding scheme where the mere mention  
39 of these terms was not considered evidence of evolutionary understanding. Furthermore, the  
40 majority of studies investigating students' emerging understandings about evolution have  
41 been conducted in the US (Beardsley, 2004; Bishop & Anderson, 1990; Clough & Wood-  
42 Robinson, 1985; Demestas et al., 1995; Jensen & Finley, 1995, 1996; Kampourakis &  
43 Zogza, 2008; Nehm & Reilly, 2007; Nehm & Ridgway, 2011; Settlage, 1994; Shtulman,  
44 2006). Our study extends the work of Evans et al. (2010) by specifically focusing on  
45 participants between the ages of 12 and 16, a time when based on the National Curriculum  
46 in England (Department for Education, 2013a, 2013b), students would need to negotiate  
47 their understandings of evolution. Understanding how students in England develop  
48 knowledge about evolution is necessary to for a more complete view.

1 Based on past research on secondary school<sup>Q16</sup> students' (Banet & Ayuso, 2003; Beardsley,  
2 2004; etc.), and adult museum visitors' reasoning about evolution (Diamond & Evans, 2007;  
3 Evans et al., 2010a, 2010b), it is expected that: (i) intuitive concepts will be endorsed by students at  
4 all age levels; (ii) older students will have access to more scientific concepts about evolution, and  
5 thus will incorporate these concepts more frequently into their explanations about species change  
6 than younger students; (iii) students will exhibit target-dependent reasoning in that they will alter  
7 the way they reason about evolution based on the entity discussed. Specifically, (iv) students will  
8 be more likely to reject evolution when discussing human evolution than other the evolution of  
9 other species. Finally, we explore differences between our coding scheme and a previous one  
10 based on Evans et al. (2010a, 2010b).

## 11 Method

### 12 *Participants and School Characteristics*

13 One-hundred and six students from four state comprehensive schools and one independent  
14 school in London and Surrey, UK were recruited. There were 39 students at age 12 ( $M = 12$  years 4  
15 months,  $SD = 2.7$  months; 18 girls, 21 boys), 31 students at age 14 ( $M = 14$  years 5 months,  
16  $SD = 3.7$  months; 17 girls, 14 boys), and 36 students at age 16 ( $M = 16$  years 6 months,  $SD = 3.5$   
17 months; 17 girls, 19 boys). Since both science and religious education are part of the mandatory  
18 National Curriculum in England as set out by the Qualifications and Curriculum Authority  
19 (Qualifications and Curriculum Authority, 2004), we sampled students from these two subjects.  
20 No age group was selected from one school only. We interviewed ten 14-year olds and nineteen  
21 16-year olds from School A, eleven 14-year olds and seventeen 16-year olds from School B,  
22 sixteen 12-year olds and eight 14-year olds from School C, ten 12-year olds and two 14-year olds  
23 from School D, and thirteen 12-year olds from School E. The percentage of students achieving five  
24 GCSEs<sup>2</sup> grade A\* to C for each of the schools respectively are 56%, 65%, 53%, 83%, and 84%.  
25 The catchment areas of the schools also varied in socio-economic status. Thus, the academic  
26 performance of students in each school varied and we are confident that students from a wide  
27 variety of academic and socio-economic backgrounds were included in this study.

28 Information about students' religious affiliation was not collected, because the schools in  
29 which we interviewed students did not want us to ask about religiosity. The schools considered this  
30 question to be a personal question.

### 31 *Procedure and Protocol*

32 Consent to approach students in school was obtained first from the principal, then parental  
33 opt-out letters were sent home requesting parents to return letters if they did not want students to  
34 participate. There were no cases of parental opt-out. Finally, student verbal assent was also  
35 required for participation. Each participant engaged in a one-to-one semi-structured interview  
36 that lasted approximately 15 minutes.

37 *Interview Protocol.* Upon meeting with the students, the researcher introduced herself, and  
38 gave a brief overview of the study. Each participant gave further verbal assent before  
39 commencing the interview. One student did not agree to take part in the study. Students who  
40 agreed to take part answered all questions asked by the researcher. Each participant was asked 15  
41 questions by the researcher, of which five questions are addressed in this<sup>Q17</sup> study (see Table 1).  
42 The remainder of the questions will be investigated in a separate report, and therefore will not be  
43 reported in this study. The five questions explored in this study investigate students' reasoning  
44 about species origins (how did the Tasmanian tigers come to be in Tasmania?, why was a specific  
45  
46  
47  
48

Table 1  
 Examples of most<sup>Q18</sup> common student responses

Interview Question	Examples of Student Responses and Codes
<p>The last Tasmanian tigers died in the 1930s, the species is now extinct. This was a marsupial animal, like Kangaroos are marsupials for example. This animal also looked like a wolf and had stripes on its back. Why do you think the wolf like marsupials could only be found in Tasmania?</p>	<p>“Maybe they have adapted to that place, so they can only really survive there . . . Um, they have kind of grown up living with different plants and stuff so they know where they have to be during the day, where they have to be during the night what they eat, what they can not eat.” (Alex, age 14)            CODE: <i>novice naturalistic reasoning</i></p>
<p>In the next hundreds of years, because of global warming, the ice caps are going to melt. The Arctic will be much warmer than the seals are used to, what will happen to the seals do you think?</p>	<p>“Um, I think they will probably start to run out, they would have to swim for longer because there is no ice. I think they would either find somewhere else, but I think most of them, they will not survive.” (Kenny, age 14)            CODE: <i>mixed informed (extinction)/novice naturalistic reasoning</i>            “Um, maybe they would have to go to a different ocean, a colder one that they could survive in. They may have to go to snowier places.” (Izzy, age 12)            CODE: <i>novice naturalistic reasoning</i></p>
<p>The Galapagos Islands are located off the coast of South America. On one of these islands, scientists have been studying one kind of finch. They measured the size of the finches’ beaks. On the first trip to the island, they found that the beak of this finch was on the small side. Then a severe drought occurred on the island and it wiped out most of the plants that make the small seeds that the finches feed on. The only seeds that were really common were the tough ones that require a large beak to open. Then the scientists came back a few years later and measured the beaks again. This time, they found that the beaks of this finch were on the large side. How can you explain that on the return trip to the island, larger beaks were found on more of the finches?</p>	<p>“Because they needed bigger beaks to eat the stuff. Maybe the smaller beaks could not eat it, maybe they were not strong enough. They were adapted to that kind of seed so maybe only the big ones, maybe they could adapt to them, so maybe only they could survive. Say like they were smaller and bigger ones. Maybe those smaller ones could evolve into the bigger ones eventually, as time goes on they could adapt to new stuff. Maybe they could adapt to eat the bigger seeds.” (Leslie, age 14)            CODE: <i>mixed informed/novice naturalistic reasoning</i>            “Probably because um, birds that were already existing were smaller beaks tried to open them, and then have kind of got through, but at the same time have kind of adapted, like their beaks have grown and then the birds are just born with bigger beaks.” (Alex, age 14)            CODE: <i>novice naturalistic reasoning</i></p>
<p>Scientists think the humans and chimps shared a common ancestor as recently as 5 million years ago. Describe how you think that both a chimp and a human could arise from the same kind of ancestor?</p>	<p>“Um, I think they are very alike, but I think they, does not like the apes, we were apes and I think we kind of separated. I do not know how, but we definitely separated and they kind of lived in a different environment to us. Separated from us.” (Victor, age 14)            CODE: <i>novice naturalistic reasoning</i></p>
<p>There are many types of algae in Yellowstone Lake; however, scientists have found a kind of algae in this lake that is not found anywhere else. These algae first appeared 14,000 years ago, at that time, the climate was warming. Describe how you think that this new kind of algae came to be in Yellowstone Lake?</p>	<p>“Bacteria could have evolved. I do not really know.” (Rebecca, age 14)            CODE: <i>novice naturalistic reasoning</i></p>



1 type of algae only found in one place [Yellowstone Lake]?, how do you think the chimps and  
2 humans arose from the same kind of ancestor?), and natural selection (why were the finches  
3 beaks larger on scientists' return trip to the island?). One further question asked students to  
4 predict the consequences for biological entities if global warming continues (if the sea  
5 temperature continues to rise, what will happen to the seals?). The questions about the finches,  
6 algae, and chimps have been used in many past studies on evolution (Diamond & Evans, 2007;  
7 Evans et al., 2010a, 2010b; Spiegel et al., 2012). We created the questions about the seals and the  
8 Tasmanian tigers to gauge students' understanding of species-environment fit. The seals question  
9 also tapped into students' knowledge about extinction. After the interview, the researcher  
10 thanked the participants for their time and asked if they had any questions for the researcher.  
11 None of the students had any further questions or comments following the interview. Each  
12 participating school received either a £100 donation or a talk from the researcher about studying  
13 psychology in higher education.

14 Interviews were transcribed and coded into three main reasoning patterns. The coding system  
15 is described below.

16  
17 *Coding Scheme.* The coding system was adapted from Evans et al. (2010a, 2010b) with a  
18 change described in more detail at the beginning of the scoring section. The coding scheme was  
19 divided into three categories: *informed naturalistic reasoning (INR)*, *novice naturalistic*  
20 *reasoning (NNR)*, and *denial of evolutionary reasoning (DR)*. These codes were not mutually  
21 exclusive. Students could use more than one type of reasoning simultaneously (e.g., *INR/NNR*,  
22 *NNR/DR*, etc.), which allowed for a total of eight different reasoning pattern combinations: *INR*,  
23 *NNR*, *DR*, *INR/NNR*, *INR/DR*, *INR/NNR/DR*, *NNR/DR*, and "don't know." The code "don't know"  
24 was used only when participants specifically stated "don't know" or provided no alternative  
25 answers. Table 2 provides examples.

26 To test for reliability, two coders independently coded a subset (20%) of the transcripts, which  
27 is recommended by Bakeman and Gottman (1997) in developmental psychology, Thorndike and  
28 Thorndike-Christ (2011) in education research, and Neuendorf (2002) in media<sup>Q19</sup> content  
29 analysis. Neuendorf (2002) argues that at least 50 units or 10% should be coded. Twenty-percent  
30 of transcripts were chosen at random to be coded. The logic behind attaining inter-rater reliability  
31 on 20% is similar to the logic behind inferential statistics in that the kappa coefficient generalizes  
32 to the remaining transcripts. Reliability was calculated using kappa coefficients. Kappa  
33 coefficients between 0.60 and 0.75 were considered good and over 0.75 was excellent (Fleiss,  
34 1981). A kappa coefficient of 0.81 was achieved for all codes in these transcripts. The first author  
35 coded the remainder of the transcripts. Next, the second author read each transcript in its entirety  
36 and examined the first author's coding to her coding. The second author agreed with the vast  
37 majority of the remaining coding (98%). All disagreements were resolved through discussion.  
38 The codes were as follows:

#### 39 *Informed Naturalistic Reasoning (INR)*

40 The scientific model of evolution is based on variation, inheritance, selection, and time (Evans  
41 et al., 2010a, 2010b; ~~Understanding Evolution, 2014~~). For students' responses to be coded in this  
42 category, they needed to have alluded to the idea that each living entity has evolved because of  
43 naturally occurring variations within a population of species. These variations arise through  
44 genetic mutation or through genetic sexual recombination; variations can be beneficial, harmful,  
45 or neutral to the survival of the individual. Individuals that possess beneficial traits are more likely  
46 to survive to reproduction age and produce offspring, whereas those that do not possess the traits  
47 are less likely to survive. Over time the species population will have more individuals who possess  
48

Table 2  
Coding scheme definitions and examples

Concept	Operational Definition	Examples
Informed naturalistic reasoning		
Extinction or death	Reference to animals not being able to adapt; or the specific mention of extinction.	"The animal cannot adapt fast enough so they die out."
Inheritance	Reference to traits or characteristics being inherited. It is not sufficient for the students to suggest that the species will reproduce, but he/she will also need to specify that a certain trait has been passed on to the next generation.	"... the big beaked birds will probably reproduce, so they all have the genetic characteristics of a bigger beaked..."
Evolution	Reference to the underlying mechanisms of evolution. If students mention evolution without an explanation, it will not be coded in this category.	"Because all the small beaked birds probably died out because they were unable to get food, so the big beaked birds will probably reproduce, so they all have the genetic characteristics of a bigger beaked..."
Common ancestor	Mention that there were ancestors in common and explain this.	"There was a third species that was common to both the chimp and the human"
Novice naturalistic reasoning		
Static adaptation	References to the organism-environment fit.	"It is only adapted to living in the conditions that are in Tasmania" "The climate is right for them, and their food is there."
Intention	The use of mental states to discuss change.	"Because the seeds were tougher, they need to develop bigger beaks to eat them"
Similarity	References to the similarity between organisms.	"They look the same, like chimps have five fingers, we have five fingers, they can stand on two feet, we can too"
Reaction or mutated	References to reactions to external matter.	"Maybe because it reacted with the chemicals in the lake, that is why they (algae) are there"
Movement	Animal moved somewhere either through another organism, by its own actions, or moved with the land.	"Because the Tasmanian tigers were on that bit of land when the Pangaea separated, and they could not swim, so that is why they were there"
Evolutionary term	Use the words evolve, adapted, adaptation, evolution without providing further explanation.	"The seals would adapt and evolve to live in the environment"
Teleological	Suggests that change occurs due to an end-point.	"Because they needed to eat the seeds, that is why their beaks were longer the second time the scientist came back"
Essentialist	References to the species having always been there, references to species stability.	"The algae has always been there, the scientists just did not find it before"
Hybrid	References to the interbreeding of two unrelated species.	"Maybe a wolf and a tiger mated and that is why you have the Tasmanian tiger"
Creationist reasoning		
Denial	Participant ejects information provided by researcher.	"I do not think humans and chimps shared a common ancestor"
Religious	Where participant makes reference to God or a supernatural being.	"Because God put them [Tasmanian tigers] there"



1 the beneficial traits. Species no longer suited to the environment will become extinct. Concepts  
2 included in this category include *extinction*, *inheritance*, *evolution*, and *common ancestor*.

3  
4 *Novice Naturalistic Reasoning (NNR)*

5 This category captures reasoning patterns derived from intuitive evolutionary concepts. In  
6 this conceptual framework, participants view individual animals as intentional agents who evolve  
7 as and when needed for survival, or that individual animals change to suit the environment. This  
8 reasoning pattern also includes responses where participants allude to essentialist (i.e.,  
9 essentialism, movement) and teleological ideas (i.e., “humans won’t evolve anymore because  
10 they have already reached the highest”).

11  
12 *Denial of Evolutionary Reasoning (DR)*

13 This final category captures reasoning patterns whereby students make reference to a creator  
14 or a supernatural being. There are two concepts in this reasoning category: *rejection* and *religious*.  
15 The code *rejection* is used when participants rejected a piece of information provided by the  
16 researcher (e.g., about the common ancestry of chimps and humans, “I don’t think that is true.”).  
17 The code *religious* was used when students referenced God as the instigator of evolution (e.g.,  
18 “Because God made it that way”). We did not label these codes as creationist reasoning because  
19 few students invoked explicit creationism in their reasoning.

20  
21 *Scoring.* One change was made to the original coding scheme. Evans et al. (2010a, 2010b)  
22 coded the mere mention of the words *adapt*, *evolution*, *evolve*, *etc.* as informed naturalistic  
23 reasoning. However, upon reading the transcripts in full, we saw that students frequently used  
24 these words while referencing concepts from novice naturalistic reasoning. For example, one 16-  
25 year-old girl used the term *adapt*, but then goes on to explain a teleological concept, “the drought  
26 caused the bodies of the finches who were living during the drought to adapt so they can have  
27 bigger beaks to store more food in cases of drought perhaps”. Thus, we did not credit her with  
28 having informed naturalistic reasoning. Instead, we coded students’ mere mention of such words  
29 as *evolutionary term*, and categorized them as belonging to the novice naturalistic reasoning  
30 category. In another interview, a student (male, age 14) answering the same question explained  
31 that the Galapagos finches adapted to eat the seeds. However, when the interviewer asked the  
32 student what he meant by “adapt,” the student endorsed a teleological stance:

33 Child: Because the seeds became bigger and harder, so then the beaks of the finches adapted  
34 to it, so they could eat the seeds.

35 Interviewer: What do you mean by adapt?

36 Child: Get used to the new food, so it can eat it.

37  
38 If the above excerpt was coded following Evan’s coding scheme, the student would have been  
39 coded as using both informed naturalistic reasoning (for using an evolutionary term) and novice  
40 naturalistic reasoning (for endorsing teleological reasoning). However, with our new and more  
41 stringent coding scheme, we only coded this student as using novice naturalistic reasoning. This is  
42 because that we felt confident that the student did not have a normative understanding of the term  
43 “adapt” following the researcher’s probing question. It is important to note, however, that the  
44 youngest participants in Evans et al. (2010a, 2010b) were 18 years rather than 12 and would have  
45 been more likely than our participants to use the vocabulary in a scientifically accurate manner.  
46 Thus, our scheme is adapted for a younger age group.

47 When coding the interview transcripts, each of the reasoning categories was coded for  
48 presence (1) or absence (0). Thus, for each coding category, participants were scored as either 0 or

1 First, to determine students' use of multiple epistemologies, students' endorsement of each of  
2 the eight reasoning patterns was summed across the five questions ranging from a minimum of 0  
3 (students did not use this type of reasoning in at all in answering the questions) to a maximum of 5  
4 (students used this type of reasoning consistently in all of the questions). Subsequently, to  
5 determine the types of reasoning students endorsed for each question, the original scoring for  
6 reasoning pattern (ranging from 0 to 1) was used. Finally, to contextualize our quantitative  
7 findings, we will provide representative examples of responses from interview conversations.

## 8 Results

9 Before testing our hypotheses statistically, we conducted a five (Question)  $\times$  eight (Type of  
10 Response) ANCOVA with age group and school as a between-subjects variables to rule out  
11 differences between schools. There was no main effect of school nor were there interaction effects  
12 between school and any of the variables. Thus, we can rule out school effects that could hinder our  
13 ability to generalize beyond these schools. To increase statistical power and test our hypotheses,  
14 we next conducted a five (Question)  $\times$  eight (Type of Response) ANOVA with age group as a  
15 between-subject variable. We used mixed design ANOVA models because we wanted to be able to  
16 examine the use of reasoning types across the five questions for each participant. Entering three  
17 factors into the mixed-design ANOVA also protected the alpha level. Analysis of variance  
18 (ANOVA) models were used to analyze dichotomous data. These procedures are preferable to log-  
19 linear analytical procedures when analyzing dichotomous and repeated measures designs (see  
20 Wainryb, Shaw, Laupa, & Smith, 2001). Moreover, ANOVA can be used with dichotomous data  
21 when the degrees of freedom for the error terms are greater than 40 (Lunney, 1970). Bonferroni  
22 post hoc tests were used to explore significant effects. Where assumptions of sphericity were not  
23 met because of a significant Mauchly's test, Greenhouse-Geisser corrected results are reported.  
24 Finally, only significant main effects and interactions are reported, partial eta squared ( $\eta_p^2$ ) was  
25 used to calculate the effect size for ANOVA effects, and Cohen's  $d$  ( $d$ ) was used to calculate effect  
26 sizes for all pairwise post-hoc comparisons. *Cohen's ds* between 0.20 and 0.50 indicate a small  
27 effect size, *Cohen's ds* between 0.50 and 0.80 indicate a medium effect, and *ds* greater than 0.80  
28 indicate a large effect (Cohen, 1988). Figure 1 shows the means of the different types of reasons  
29 used by each age group.

### 30 Multiple Epistemologies

31 To determine whether participants used target-dependent epistemologies in their explan-  
32 ations as would be expected by the third hypothesis, a five (Question)  $\times$  eight (Type of  
33 Reason)  $\times$  three (Age) repeated-measures ANOVA was conducted. Findings indicate a significant  
34 effect of Type of Reason,  $F(7, 707) = 331.57, p < 0.001, \eta_p^2 = 0.77$ , an interaction of Question  $\times$   
35 Type of Reason,  $F(28, 2828) = 20.46, p < 0.001, \eta_p^2 = 0.17$ , and a three-way interaction of  
36 Question  $\times$  Type of Reason  $\times$  Age,  $F(56, 2828) = 1.54, p = 0.009, \eta_p^2 = 0.03$ .

37 To follow up on the main effect of Type of Reason, Bonferonni post-hoc tests were  
38 conducted and revealed that students of all ages were more likely to endorse *NNR*  
39 ( $M = 3.38, SD = 1.10$ ), than all other reasoning patterns (*INR/NNR*,  $M = 0.63, SD = 0.70, t$   
40  $(103) = 18.32, p = 0.0001, d = 2.98$ ; *DK*,  $M = 0.39, SD = 0.72, t(103) = 18.64, p = 0.0001,$   
41  $d = 3.21$ ; *INR*,  $M = 0.38, SD = 0.58, t(103) = 22.52, p = 0.0001, d = 3.40$ ; *DR*,  $M = 0.12,$   
42  $SD = 0.38, t(103) = 25.58, p = 0.0001, d = 3.95$ ; *NNR/DR*,  $M = 0.11, SD = 0.34, t$   
43  $(103) = 27.05, p = 0.0001, d = 4.00$ ; *INR/DR* and *INR/NNR/DR*,  $M = 0.00, SD = 0.00, t$   
44  $(103) = 31.32, p = 0.0001, d = 4.33$ ). Thus, *NNR* was by far the most typical reasoning  
45 pattern for all ages, which supports the first hypothesis that all age groups would rely on  
46  
47  
48

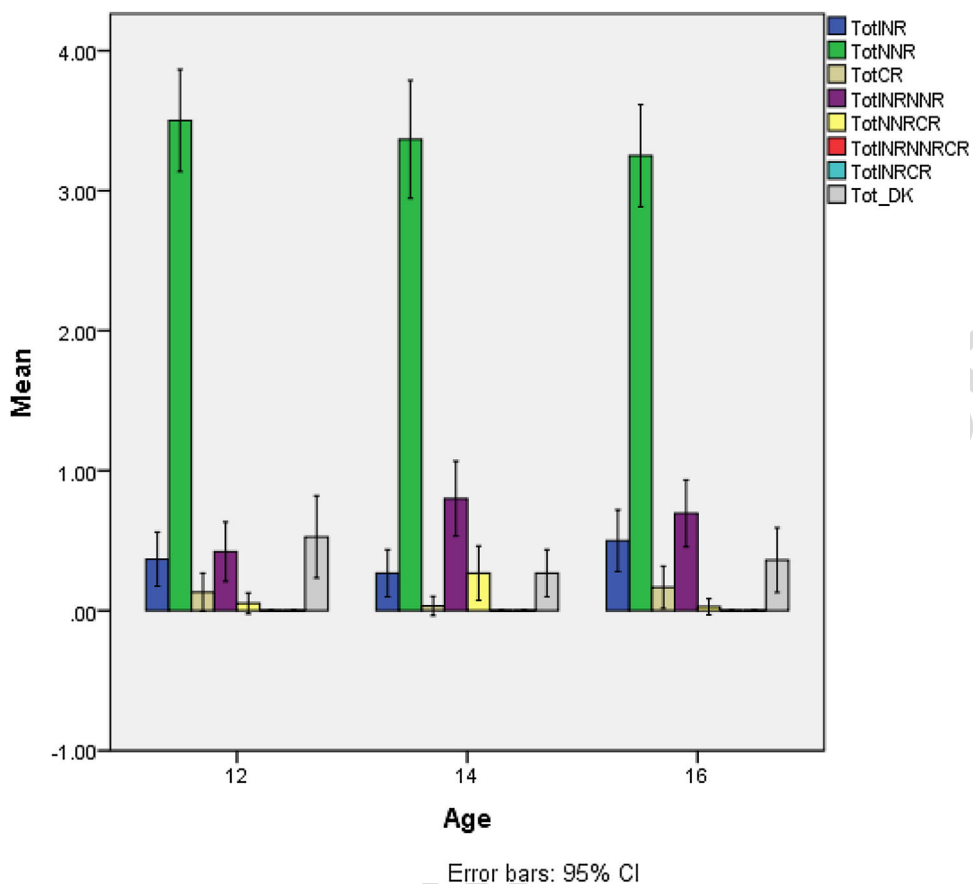


Figure 1. Mean of students' endorsement<sup>Q20</sup> of each type of reasoning by age.

novice naturalistic reasoning. Second, students were more likely to rely on combined *INR/NNR* in their answers than *DK*,  $t(103) = 2.27$ ,  $p = 0.03$ ,  $d = 0.33$ , *INR*,  $t(103) = 2.36$ ,  $p = 0.02$ ,  $d = 0.38$ , *DR*,  $t(103) = 6.49$ ,  $p = 0.0001$ ,  $d = 0.91$ , *NNR/DR*,  $t(103) = 6.83$ ,  $p = 0.0001$ ,  $d = 0.95$ , *INR/NNR/DR*,  $t(103) = 9.11$ ,  $p = 0.0001$ ,  $d = 1.27$ , or *INR/DR*,  $t(103) = 9.11$ ,  $p = 0.0001$ ,  $d = 1.27$ . Third, students gave “don't know” responses more than *DR*,  $t(103) = 3.83$ ,  $p = 0.0001$ ,  $d = 0.47$ , *NNR/DR*,  $t(103) = 3.64$ ,  $p = 0.0001$ ,  $d = 0.51$ , *INR/NNR/DR*,  $t(103) = 5.61$ ,  $p = 0.0001$ ,  $d = 0.77$ , or *INR/DR*,  $t(103) = 5.61$ ,  $p = 0.0001$ ,  $d = 0.77$ . The use of “don't know” and *INR* did not differ,  $t(103) = 0.10$ ,  $p = 0.92$ . Fourth, students used *INR* more than *DR*,  $t(103) = 3.85$ ,  $p = 0.0001$ ,  $d = 0.55$ , *NNR/DR*,  $t(103) = 4.21$ ,  $p = 0.0001$ ,  $d = 0.58$ , *INR/NNR/DR*,  $t(103) = 6.77$ ,  $p = 0.0001$ ,  $d = 0.94$ , or *INR/DR*,  $t(103) = 6.77$ ,  $p = 0.0001$ ,  $d = 0.94$ . Finally, *DR* was used more often than, *INR/NNR/DR*,  $t(103) = 3.12$ ,  $p = 0.002$ ,  $d = 0.43$ , or *INR/DR*,  $t(103) = 3.12$ ,  $p = 0.002$ ,  $d = 0.43$ . Students' endorsement of *DR* did not differ from their use of *NNR/DR*,  $t(103) = 0.19$ ,  $p = 0.85$ . *INR/NNR/DR* and *INR/DR* were never used. See Figure 1 for use of the different reasons across age groups.

Next we followed up on the two- and three-way interactions related to our hypotheses. We examined each type of reasoning separately, and report age effects where significant to understand better the Question  $\times$  Type of Reason  $\times$  Age and Question  $\times$  Type of Reason interaction effects.

The finding from these analyses demonstrated the ways in which participants varied in their reasoning based on the question they were answering. Findings are reported in order of most to least endorsed reasoning type.

#### *Novice Naturalistic Reasoning*

To examine students' endorsement of novice naturalistic reasoning, a five(Question)  $\times$  three (Age) repeated-measures ANOVA was conducted for *NNR*. Results indicated that there was a main effect of Question in students' endorsement of *NNR*,  $F(4, 404) = 25.56, p < 0.001, \eta_p^2 = 0.20$ . A Bonferroni post hoc test indicated that the questions about the tigers and algae were more likely to evoke *NNR* than the question about the seals (tiger-seal comparison,  $p < 0.001, d = 1.19$ , algae-seal comparison,  $p < 0.001, d = 1.12$ ) and the finches (tiger-finch comparison,  $p < 0.001, d = 0.63$ ; seal-finch comparison,  $p < 0.001, d = 0.58$ ). Students were least likely to use *NNR* when discussing the seals (seal-human comparison,  $p < 0.001, d = 0.47$ ). Students' endorsement of *NNR* for tiger and algae did not differ from each other ( $p = 1.00, d = 0.05$ ). Once again, there was no main effect of age in students' endorsement of *NNR*,  $F(2, 101) = 0.48, p = 0.62, \eta_p^2 = 0.01$ , indicating that participants in all age groups were equally likely to endorse novice naturalistic reasoning. Nor was there a significant interaction of Question  $\times$  Age,  $F(8, 404) = 0.88, p = 0.53, \eta_p^2 = 0.02$ .

#### *Informed/Novice Naturalistic Reasoning*

To examine students' endorsement of *INR/NNR*, a five(Question)  $\times$  three (Age) repeated-measures ANOVA was conducted and found a main effect of Question,  $F(2.34, 235.97) = 37.59, p < 0.001, \eta_p^2 = 0.27$ . A Bonferroni post hoc test indicated that students were most likely to endorse *INR/NNR* when discussing the seals than all other entities (seal-finch comparison,  $p < 0.001, d = 0.25$ , seal-tiger comparison,  $p < 0.001, d = 1.00$ , seal-chimp/human comparison,  $p < 0.001, d = 1.09$ , and seal-algae comparison,  $p < 0.001, d = 1.11$ ). Participants were also more likely to endorse this type of reasoning when discussing the finches than the chimps/humans ( $p = 0.01, d = 0.43$ ), and the algae ( $p = 0.01, d = 0.43$ ). Students' endorsement of *INR/NNR* was not significantly different from each other for the tigers, the chimps/humans, and the algae (see Table 3). The interaction between Question  $\times$  Age was not significant,  $F(4.67, 235.97) = 1.12, p = 0.352, \eta_p^2 = 0.02$ . Nor was there a main effect of age,  $F(2, 101) = 2.83, p = 0.06, \eta_p^2 = 0.05$ , thus indicating that students of all ages are equally likely to use *INR/NNR* in their answers.

#### *Informed Naturalistic Reasoning*

To determine whether or not student's endorsement of *INR* varied by question, a five(Question)  $\times$  three (Age) repeated-measures ANOVA was conducted for *INR*. The main effect for age was not significant,  $F(2, 101) = 1.36, p = 0.26, \eta_p^2 = 0.03$ . Findings, however, indicate that there was a significant effect of Question,  $F(2.36, 238.27) = 11.69, p < 0.001, \eta_p^2 = 0.10$ , and a significant interaction of Question  $\times$  Age,  $F(4.72, 238.27) = 2.75, p = 0.022, \eta_p^2 = 0.05$ , suggesting that students' endorsement of informed naturalistic reasoning varied both by question and by age of the participant. A Bonferroni post hoc test suggested that students were more likely to endorse *INR* when answering the question about the seals than the question about the tigers ( $p < 0.001, d = 0.62$ ), the chimps/humans ( $p = 0.002, d = 0.52$ ), and the algae ( $p < 0.001, d = 0.62$ ). They were also more likely to endorse *INR* when discussing the finches than the tigers ( $p = 0.002, d = 0.51$ ), the chimps/humans ( $p = 0.02, d = 0.40$ ), and the algae ( $p = 0.002, d = 0.51$ ). Participants' endorsement of *INR* for the questions about the finches and the seals were not significantly different from each other, nor were participants' endorsement of *INR* for tigers, chimps/humans, and algae (see Table 3). To follow up on the significant Question  $\times$  Age

Table 3  
Mean proportion by  $Q21$  age

Entity	INR Only	NNR Only	DR Only	INRNNR	INRNNRDR	INRDR	NNRDR	Don't Know
Age 12								
Tiger	0.00 (0.00)	0.92 (0.27)	0.03 (0.16)	0.00 (0.00)	0.00 (0.00)	0.00 (0.00)	0.00 (0.00)	0.05 (0.22)
Seals	0.26 (0.44)	0.38 (0.49)	0.00 (0.00)	0.33 (0.48)	0.00 (0.00)	0.00 (0.00)	0.00 (0.00)	0.03 (0.16)
Finches	0.03* (0.16)	0.67 (0.48)	0.00 (0.00)	0.05 (0.22)	0.00 (0.00)	0.00 (0.00)	0.00 (0.00)	0.26* (0.44)
Humans	0.05 (0.22)	0.67 (0.48)	0.10 (0.31)	0.05 (0.22)	0.00 (0.00)	0.00 (0.00)	0.05 (0.22)	0.08 (0.27)
Algae	0.03 (0.16)	0.84 (0.37)	0.00 (0.00)	0.00 (0.00)	0.00 (0.00)	0.00 (0.00)	0.00 (0.00)	0.13 (0.34)
Age 14								
Tiger	0.00 (0.00)	0.77 (0.43)	0.00 (0.00)	0.10 (0.31)	0.00 (0.00)	0.00 (0.00)	0.10 (0.31)	0.03 (0.18)
Seals	0.13 (0.34)	0.32 (0.48)	0.00 (0.00)	0.52 (0.51)	0.00 (0.00)	0.00 (0.00)	0.00 (0.00)	0.03 (0.18)
Finches	0.13(0.34)	0.65 (0.49)	0.00 (0.00)	0.16 (0.37)	0.00 (0.00)	0.00 (0.00)	0.00 (0.00)	0.06 (0.25)
Humans	0.00 (0.00)	0.81 (0.40)	0.00 (0.00)	0.00 (0.00)	0.00 (0.00)	0.00 (0.00)	0.13 (0.34)	0.06 (0.25)
Algae	0.00 (0.00)	0.84 (0.37)	0.03 (0.18)	0.03 (0.18)	0.00 (0.00)	0.00 (0.00)	0.03 (0.18)	0.06 (0.25)
Age 16								
Tiger	0.03 (0.03)	0.86 (0.35)	0.00 (0.00)	0.03 (0.17)	0.00 (0.00)	0.00 (0.00)	0.00 (0.00)	0.08 (0.28)
Seals	0.17 (0.38)	0.33 (0.48)	0.00 (0.00)	0.47 (0.51)	0.00 (0.00)	0.00 (0.00)	0.00 (0.00)	0.03 (0.17)
Finches	0.28* (0.45)	0.47 (0.51)	0.03 (0.17)	0.17 (0.38)	0.00 (0.00)	0.00 (0.00)	0.03 (0.17)	0.03* (0.17)
Humans	0.03 (0.17)	0.75 (0.44)	0.14 (0.35)	0.00 (0.00)	0.00 (0.00)	0.00 (0.00)	0.00 (0.00)	0.08 (0.28)
Algae	0.00 (0.00)	0.83 (0.38)	0.00 (0.00)	0.03 (0.17)	0.00 (0.00)	0.00 (0.00)	0.00 (0.00)	0.14 (0.35)
Combined								
Tiger	0.01 <sup>b</sup> (0.10)	0.86 <sup>a</sup> (0.35)	0.01 <sup>a,b</sup> (0.10)	0.04 <sup>b,c</sup> (0.19)	0 <sup>a</sup> (0)	0 <sup>a</sup> (0)	0.03 <sup>a</sup> (0.17)	0.06 <sup>a</sup> (0.23)
Seals	0.19 <sup>a</sup> (0.40)	0.36 <sup>c</sup> (0.48)	0 <sup>b</sup> (0)	0.42 <sup>a</sup> (0.50)	0 <sup>a</sup> (0)	0 <sup>a</sup> (0)	0 <sup>a</sup> (0)	0.03 <sup>a</sup> (0.17)
Finches	0.14 <sup>a</sup> (0.35)	0.59 <sup>b</sup> (0.49)	0.01 <sup>a,b</sup> (0.10)	0.13 <sup>b</sup> (0.33)	0 <sup>a</sup> (0)	0 <sup>a</sup> (0)	0.01 <sup>a</sup> (0.10)	0.13 <sup>a</sup> (0.33)
Humans	0.03 <sup>b</sup> (.17)	0.74 <sup>a,b</sup> (0.44)	0.09 <sup>a</sup> (0.28)	0.02 <sup>c</sup> (0.14)	0 <sup>a</sup> (0)	0 <sup>a</sup> (0)	0.06 <sup>a</sup> (0.23)	0.07 <sup>a</sup> (0.25)
Algae	0.01 <sup>b</sup> (0.10)	0.84 <sup>a</sup> (0.37)	0.01 <sup>a,b</sup> (0.10)	0.02 <sup>c</sup> (0.14)	0 <sup>a</sup> (0)	0 <sup>a</sup> (0)	0.01 <sup>a</sup> (0.10)	0.12 <sup>a</sup> (0.32)

Note: Standard deviations in parenthesis. This table displays the mean number of students endorsing each of the eight reasoning patterns for the five entities discussed. For each entity, the means of students' endorsement of each reasoning pattern sum up to 100%. For column values marked with subscripts for the combined group, under each type of reasoning, means that do not share subscripts differ by  $p < 0.05$  according to Bonferroni post hoc tests.  
\* Indicate significant age differences.

interaction, five one-way ANOVAs were calculated comparing the three age groups across each question separately, with a protected  $p$ -value of 0.01 (0.05 divided by 5). Only the question about the finches reached significance,  $F(2, 105) = 5.28, p = 0.007, \eta_p^2 = 0.09$ . As predicted by hypothesis 2, findings indicate that 16-year-old students were more likely than 12-year-old students to endorse *INR*,  $t(42.97) = 3.15, p = 0.003, d = 1.61$ .

### *Denial of Evolutionary Reasoning*

Similarly, students' endorsement of *denial of evolutionary reasoning* was analyzed using a five(Question)  $\times$  three (Age) repeated-measures ANOVA. The analysis revealed an effect of Question in students' endorsement of *DR*,  $F(1.75, 176.77) = 5.85, p = 0.005, \eta_p^2 = 0.06$ . A Bonferroni post hoc test indicated that students were more likely to endorse *DR* when discussing the chimps/humans than the seals ( $p = 0.04, d = 0.45$ ) questions. Participants' endorsement of *DR* did not differ for the question about the tigers, seals, finch, or algae (*all ps* = 1.00). There was no Question  $\times$  Age effect of students' endorsement of *DR*,  $F(3.50, 176.77) = 2.13, p = 0.089, \eta_p^2 = 0.04$  nor was there a significant main effect of Age,  $F(2, 101) = 1.08, p = 0.34, \eta_p^2 = 0.02$ .

### *Mixed Novice Naturalistic/Denial of Evolutionary Reasoning and Other Mixed Reasoning Patterns*

Finally, to examine students' endorsement of mixed *NNR/DR*, a five(Question)  $\times$  three (Age) repeated-measures ANOVA was conducted. The ANOVA model revealed a main effect of Question,  $F(2.26, 228.50) = 3.29, p = 0.03, \eta_p^2 = 0.03$ . However, the Bonferroni post hoc test did not indicate any significant differences in students' endorsement of this type of reasoning pattern for the different questions. Other mixed reasoning patterns (*INR/NNR/DR, INR/DR*) were not explored as none were endorsed by any of the participants.

"Don't Know". Since "don't know" responses made up a significant proportion (39.4%) of student responses, we will also explore how these are distributed across questions and age groups. Once again, a repeated-measures ANOVA for *DK* was conducted for the five questions, and revealed a significant interaction of Question  $\times$  Age,  $F(7.04, 356.06) = 2.17, p = 0.04, \eta_p^2 = 0.04$ . To follow up on this interaction, five one-way ANOVAs were conducted comparing the three age groups across each question separately, with a protected  $p$ -value of 0.01 (0.5 divided by 5). Only the question on finches reached significance,  $F(2, 106) = 5.64, p = 0.005, d = 0.10$ . A Bonferroni post hoc test indicated that 12-year olds were more likely than 14- ( $p = 0.04, d = 0.53$ ) and 16-year olds ( $p = 0.007, d = 0.69$ ) to respond with "I don't know" for the finch question.

### *Comparison Between Evans's et al. (2010a, 2010b) Coding Scheme and the New One*

To examine whether there were differences based on the changes we made to the coding scheme, we conducted analyses using the original Evans's et al. (2010a, 2010b) scheme. We first compared our codes to Evans's more explicitly. As expected, *INR* ( $M = 0.84, SD = 0.92$ ) and *INR/NNR* ( $M = 1.45, SD = 1.06$ ) were coded more frequently with Evans's coding scheme than with the new coding scheme,  $t(101) = 6.28, p = 0.0001, d = 0.60$  and  $t(101) = 7.89, p = 0.0001, d = 0.91$ , respectively. In contrast, *NNR* ( $M = 1.83, SD = 1.16$ ) was coded less frequently with the new coding scheme than with the old coding scheme,  $t(101) = 12.52, p = 0.0001, d = 1.37$ . Thus, in adopting more stringent criteria in the new coding scheme, more students were classified as novice naturalistic reasoners than informed naturalistic reasoners than if we had used the old coding scheme (Evans et al., 2010a, 2010b).

Next, we conducted the main analyses of a three (Age)  $\times$  five (Question)  $\times$  eight (Type of Reasoning) ANOVA using the original scheme. First, with the coding based on Evans, there

1 continued to be a difference in Type of Reason,  $F(3, 265) = 331.57, p = 0.001, \eta_p^2 = 0.77$ , as there  
2 was in the new coding scheme. Whereas *NNR* was the most frequently used reason with the new  
3 scheme, *NNR* ( $M = 1.83, SD = 1.16$ ) and *INR/NNR* ( $M = 1.46, SD = 1.06$ ) were used with equal  
4 frequency. *INR/NNR* continued to be endorsed more often than the other codes. *INR* was the next  
5 most frequently used code ( $M = 0.85, SD = 0.92$ ).

6 Second, we examined age effects. There was a significant Type of Reasoning  $\times$  Age effect,  
7  $F(6, 300) = 3.23, p = 0.004, \eta_p^2 = 0.06$ . To examine this further, we conducted three separate one-  
8 way ANOVAs with age as an independent variable on *NNR*, *INR*, and *INR/NNR* (we would not  
9 have expected differences on *DK* and *DR* because the coding schemes were identical for these  
10 codes and codes combined with *DR* were so rare that we would not expect effects). In terms of age  
11 effects, remember that there were no main effects for age with the new coding scheme. However,  
12 with the Evans' scheme, there was a main effect of age on *INR*,  $F(2, 101) = 3.59, p = 0.03,$   
13  $d = 0.59$ , with 16 year olds ( $M = 1.14, SD = 1.13$ ) using *INR* more frequently than 12 year olds  
14 ( $M = 0.58, SD = 0.72$ ). In contrast, 12 year olds ( $M = 2.26, SD = 1.13$ ) used *NNR* more frequently  
15 than 16-year olds ( $M = 1.52, SD = 1.23$ ),  $F(2, 101) = 4.59, p = 0.01, d = 0.62$ . Fourteen year-old  
16 students did not differ from the other two age groups in their use of *INR* ( $M = 0.83, SD = 0.79$ ) or  
17 *NNR* ( $M = 1.63, SD = 0.96$ ). Finally, using Evans's coding scheme, there was no significant age  
18 effect of *INR/NNR*,  $F(2, 102) < 1$ .<sup>3</sup>

19  
20 *Summary.* In sum, fewer students were classified as having used informed naturalistic  
21 reasoning when using the new coding scheme than when using Evans's coding scheme. In  
22 contrast, more students were classified as having used novice naturalistic reasoning when using  
23 the new coding scheme than Evans's coding scheme. The key difference between the two coding  
24 scheme is that whereas Evans's considers the mere mention of the terms evolve/evolution/adapt as  
25 evidence of having an informed naturalistic understanding, we did not. Students were considered  
26 to have an informed naturalistic understanding only if they were able to explain the relevant terms  
27 in that context. Because two different coding schemes were used to analyze the same dataset,  
28 differences as a result of the separate analyses must therefore be because of differences in the  
29 coding schemes. That fewer students were classified as having used informed naturalistic  
30 reasoning when using the new coding scheme than when using Evans's coding scheme suggests  
31 that Evans and colleagues may have overestimated the proportion of people using informed  
32 naturalistic reasoning in their study.

### 33 *Qualitative Changes in Students' Reasoning About Evolution by Age*

34 After conducting our quantitative analysis, we went back through our transcripts to confirm  
35 that the patterns we found quantitatively were apparent in our transcripts. Again, we found clear  
36 qualitative differences in the way students from the three age groups reasoned about evolution.  
37 Whereas students in the youngest age cohort focused on surface features to help them reason about  
38 evolution (e.g., the relationship between beak size and size of the seeds), older students' responses  
39 incorporated more evolutionary terms (e.g., *evolve, adapt, mutated*; see Table 4), suggesting an  
40 attempt to reason about the mechanism of change. A further investigation into the pattern of  
41 change revealed that it is at age 14 that students begin to incorporate relevant terminology in their  
42 responses. That younger students focused on more surface features when answering the questions  
43 is in line with the research by Nehm and Ridgway (2011) who found that novices were more likely  
44 than experts to focus on surface features when solving evolutionary problems. Furthermore,  
45 because 14-year olds have had more instruction about evolution in school science than 12-year  
46 olds, we can attribute this change in part to students progressing through the National Curriculum.  
47 However, a careful reading of 14-year olds' responses reveals that while they have appropriated  
48



Table 4  
*Qualitative examples of students' responses to the question about the Galapagos finches*

Age Group	Example Response
Age 12	<p>“Well, larger finches probably migrated to the island and the smaller finches were slightly driven off yeah.” (Alex)</p> <p>“Maybe they can eat more food and they can get bigger things into their mouths.” (Elena)</p> <p>“Um, maybe what the plants that they have been eating has helped their beaks to grow?” (Jessica)</p>
Age 14	<p>“Maybe the beaks needed to be big to eat the seeds because it was so tough. So the beaks had to grow in a way. And like yeah, their beaks had to be adapted to eat the only food that they can find.” (Abdurauf)</p> <p>“Um, maybe it's adapt to the way they eat or how they get food to feed themselves (...)</p> <p>Like I live in a cold country, so I need to adapt myself to live in that country. I have to wear like big coats and stuff, so they probably adapt themselves to eat that kind of stuff.” (Francis)</p> <p>“Um, because they, they must have been cracking the seeds. And over time, when they give birth to more of the finches, their beaks got longer and bigger.” (Aaron)</p> <p>“Their beaks had to grow larger to fit the seeds in. So um, they would have evolution, they had evolution, their beaks have grown.” (Ashley)</p>
Age 16	<p>“Um, because I think ... because the birds with the smaller beaks were not as successful as the birds with the bigger beaks in getting the food and everything so the ones with the smaller beaks died out and the ones with the larger beaks carried on reproducing.” (Roshni)</p> <p>“The larger beaks were the ones that were probably best adapted to the area. They were the ones that were best at finding food ... , so whilst other ones were not good at finding food. While the other ones that were good at finding food, they would mate faster and then they would not be hungry and their mates would probably still be alive because they did not run out of food.” (Benjamin)</p> <p>“They adapted, um, they pass on their genes and the genes mutated to allow the beaks to become larger to be able to eat the seeds ... So the genes mutated to make the beaks larger. (Harshil)</p> <p>“Um, they probably adapted as well, to have longer beaks, because things probably changed there ... Like if they had smaller beaks and they could not survive in that habitat, so they needed to have bigger beaks, I guess ... (Interviewer: Okay, so how did they come to have bigger beaks?) ... Um, by natural selection ... They like, each generation have like longer beaks and are better suited to the habitats, and that's how they got bigger beaks. (Interviewer: Okay. And how did the next generation have larger beaks?) ... Um, I don't know.” (Anirudh)</p>

the relevant terminology in their responses, they have yet to grasp the conceptual meaning conveyed by the terminology. Students' misinterpretation of relevant terminology may have contributed to older students' continued biases about evolutionary processes.

Only a subset of 16-year olds developed a scientific understanding about biological evolution (Table 4). The more advanced reasoning exhibited by a minority of 16-year olds can be attributed to the more elaborate content being taught in classrooms. For example, students are taught that variation can be traced back to genes, heredity is a biological process, and some species share a common ancestor (Ryan, 2014). As students learn about evolution in greater depth, we also find an increase in students' use of these concepts (e.g., *survival of the fittest*, *species environment fit*, and *species change over time*). However, similar to the pattern we have seen among the 14-year olds, many 16-year olds also failed to grasp the scientific definition of the relevant terms introduced in the science classroom (see Anirudh in Table 4). It may be that students' earlier misinterpretation of relevant terminology contributed to their continued misunderstandings about evolutionary

1 processes. Rather than thinking about how environmental changes contribute to species changes  
2 within a population, some students assume that evolutionary changes occur at the individual level  
3 where individuals have direct control over gene mutation. For example, Harshil (age 16, Table 4)  
4 proposed that the finches adapted to the harder seeds by mutating to have larger beaks. He also  
5 proposed that this mutation happens at the gene level and would be passed on to the next  
6 generation. Here, Harshil draws on cultural knowledge learned in the science classroom from the  
7 teaching of evolutionary theory, which includes relevant terminology, the understanding that  
8 mutation occurs at the gene level, and that genes are inherited from one generation to the next. He  
9 combines information from his newly represented epistemology with his prior naïve theory of  
10 biology (teleology) in a coexistence model.

11 In another example, Anirudh (age 16, Table 4) again constructed his response based on  
12 multiple epistemologies, however, his reasoning is less well integrated than Harshil's. First,  
13 Anirudh acknowledged that the finches with smaller beaks would not survive, and that to survive,  
14 finches would need bigger beaks. When the interviewer repeated the original question *how the*  
15 *finches on the Galapagos Islands came to have bigger beaks*, Anirudh responded by incorporating  
16 relevant terminology (e.g., natural selection). However, it was clear from his response that he did  
17 not have a causal mechanistic explanation for the change.

18 In sum, our qualitative analysis suggests that as students learn more about evolution as part of  
19 the mandatory National Curriculum, they incorporate their new understandings about evolution  
20 into their existing reasoning patterns. However, students' misinterpretation of key words (e.g.,  
21 *adapt*, *change*, *evolve*, etc.) meant that their reasoning about evolution was inherently flawed  
22 allowing them to retain their representations of their naïve theories. Early misinterpretation of  
23 relevant terminology at age 14 may have contributed students' erroneous reasoning about  
24 evolution. The resulting conceptual structure at age 16 is an amalgamation of students' prior  
25 knowledge and discrete pieces of information recalled from school science.

## 26 Discussion

27 The purpose of this study was to understand developmental changes in secondary school  
28 students' reasoning about evolution. We followed a procedure similar to the one outlined in Evans  
29 et al. (2010a, 2010b), with one notable change. Whereas Evans et al. (2010a, 2010b) coded  
30 participants' mere mention of the terms *evolve* or *adapt* as evidence of informed naturalistic  
31 reasoning, participants in our study also needed to be able to explain these terms in context to be  
32 considered using informed naturalistic reasoning. Following this coding procedure, despite older  
33 students being more able than younger students to apply scientific concepts to their evolutionary  
34 reasoning of some entities (partial support for hypothesis 2), the majority of participants at all age  
35 groups continued to endorse novice naturalistic reasoning more than any other reason (hypothesis  
36 1). Furthermore, there was evidence that students used different types of reasoning when  
37 answering the five questions (hypothesis 3). Specifically, students were more likely to endorse  
38 scientific concepts when reasoning about the seals and finches than about humans, algae, and  
39 tigers. Finally, students were more likely to endorse denial of evolutionary reasoning for the  
40 question about the chimps/humans than the seals; no other effect of students' endorsement of  
41 denial of evolutionary reasoning was found (hypothesis 4).

42 Findings in this study echo that of past research in that secondary school students'  
43 understandings about evolution are largely underdeveloped and guided by their intuitive reasoning  
44 (Bishop & Anderson, 1990; Clough & Wood-Robinson, 1985; Evans et al., 2010a, 2010b). Our  
45 findings are in line with research by Beggrow and Nehm (2012) that increased exposure to more  
46 advanced content is insufficient in helping students build more expert-like understandings about  
47 evolution. Perhaps the most important contribution of this research is the development of a more  
48

stringent coding scheme. By using a coding scheme that coded for students' conceptual understandings rather than their use of evolutionary terms, this study was able to describe age differences in secondary school students' conceptual understandings of evolutionary processes. Furthermore, because our coding scheme allowed for more than one type of reasoning pattern to be coded, there was evidence to suggest that students' preference for certain types of reasoning when thinking about biological evolution was already present by age 12. Let us further explore the role of relevant terminology in students' reasoning about evolution and also patterns in students' use of multiple epistemologies.

### *Learning Relevant Terminology Toward Greater Evolutionary Understanding*

As detailed above, students frequently attach teleological or intentional definitions to evolutionary terms such as *adapt* and *evolve*. Within our sample, students also tended to use *change* interchangeable with *adapt* and *evolve*. Students' misuse of scientific terminology is commonplace, especially for novice learners (Nehm, Rector, & Ha, 2010; Rector, Nehm, & Pearl, 2013; Ryan, 1985). Acquiring expert knowledge of relevant terms, concepts, and processes is a gradual process (Rector et al., 2012). Using appropriate language can help learners structure their thoughts so that they are more able to reason about problems in a scientifically appropriate way. Figures 2 and 3 are examples of students' explanations before and after they learn the relevant terminology. In Figure 2, we see that students recognize that there is a relationship between the size of the finches' beaks and the size of the seeds that they eat, however, their explanations of how the change occurred relied mainly on intuitive explanations (e.g., moving away, digging deeper into the ground, nutrients causing the beaks to grow). In contrast, 14- and 16-year olds used relevant language to structure their explanation. For example, Auhamud (Figure 3) started his answer by stating "adaptation". But when the researcher asked what he meant by adaptation, he cited his source in biology and extended what he thought was the correct interpretation to the new problem. Also from this response, it is clear that Auhamud's misunderstanding did not arise during the transfer phase. Instead, Auhamud's misconception was a result of his endorsement of a colloquial rather than a scientific understanding of the term *adaptation*. Nevertheless, comparing

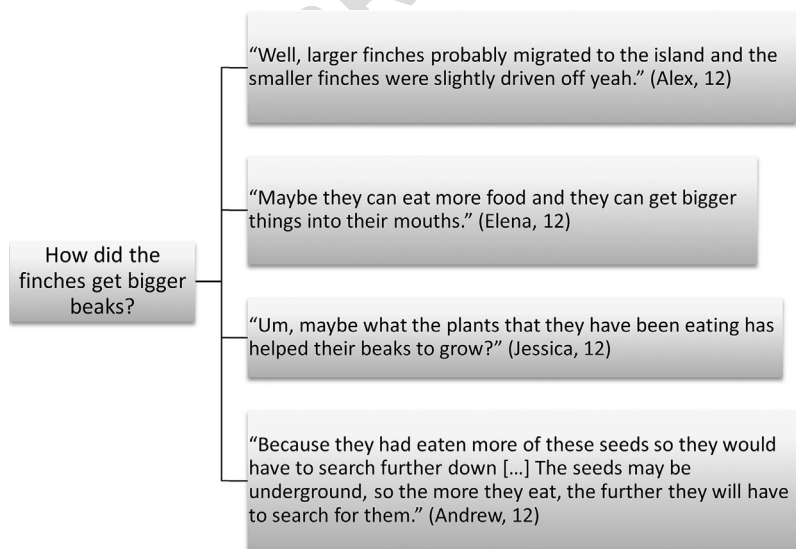


Figure 2. Evolutionary reasoning with relevant language.

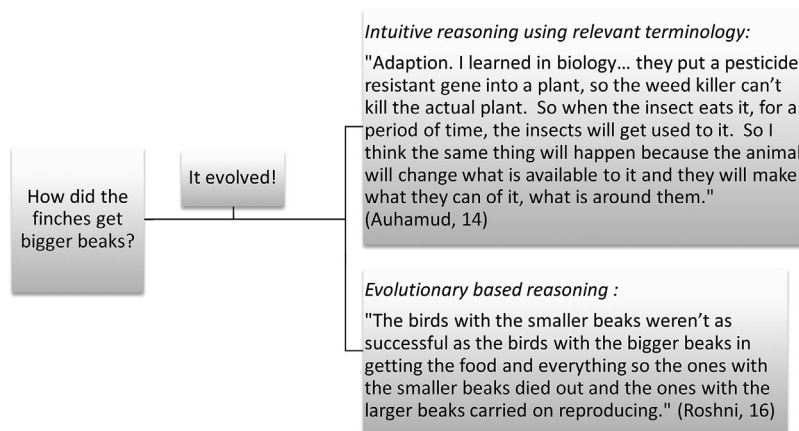


Figure 3. Evolutionary reasoning without relevant language.

Auhamud's response and those typical of 12-year olds, students who have learned the relevant terminology focused on the process of change, either at the individual level or at the population level. Figures 2 and 3 show examples of reasoning patterns before and after students learned the relevant terminology.

Being able to use relevant language in the way it is intended is central to science learning (Ryan, 1985). Learning the relevant language has the potential to help students establish and organize their conceptual understanding of the topic (Lemke, 1990). Indeed, confusing scientific terms with colloquial ones and *vice versa* is common in science learning (Lemke, 1990). When students first learn about a scientific concept, they will grasp the semantic and conceptual relationships first before learning the relevant words (Lemke, 1990). However, in our study, students' colloquial interpretations of relevant terms seemed to have hindered students' representation of the intended scientific interpretation. Considering that many students at all levels have difficulty using evolutionary terms in an appropriate manner, a coding scheme that did not consider students' understandings of relevant terminology are inherently flawed. Instead, students should only be considered to have an informed naturalistic reasoning (i.e., a normative understanding) about evolution when they are able to explain the causal mechanisms of evolutionary change.

Although many students held misconception about relevant terminology, a subset of students continued on to develop scientifically appropriate reasoning strategies in evolution. It is not clear why some students eventually developed a scientific understanding about evolution while others did not. One reason may be that even though all students followed the same mandatory National Curriculum, each student interpreted information through their previous epistemological filter (Gee, 2008). As such, what is being taught in classrooms (e.g., input) is not the same as what is learned (e.g., uptake; Gee, 2008). That not all 16-year olds eventually developed a normative understanding about evolution is in line with recent research on people's evolution understanding. Abraham-Silver and Kisiel (2008) investigated museum visitors' understanding and acceptance of evolution in the US, UK, Canada, and Australia. They found that although British museum visitors were less likely to reject evolution than their US counterparts, the British were as likely as those from other English speaking countries to hold misconceptions about evolution. Furthermore, in intervention studies where significant changes in students' understandings about evolution have been documented there remained a proportion of students whose intuitive ideas

1 were resistant to change (e.g., Banet & Ayuso, 2006; Geraedts & Boersma, 2006). Thus, we<sup>Q22</sup>  
2 cannot expect all students to develop a normative understanding about evolution as a result of  
3 having progressed through the National Curriculum alone.

4 One implication from this research is that in teaching evolution, teachers must not assume  
5 that students will learn the scientific concepts behind the terminology as a result of working  
6 through the National Curriculum; teachers must also address and challenge students' misconcep-  
7 tions in the teaching and learning process. In addition, students' use of coexistence models  
8 suggests that teachers must also consider what students already think they know about evolution  
9 when teaching the topic. This will allow the teachers to address alternative conceptions if  
10 necessary.

### 11 *Endorsement of Multiple Epistemologies*

12  
13 Next, let us examine factors influencing students' use of multiple epistemologies. As  
14 predicted in hypothesis 3, participants endorsed different epistemologies across the five interview  
15 questions. Specifically, we found that the questions about the finch and seals elicited more  
16 informed naturalistic reasoning than the questions about tigers, humans, and algae, and that the  
17 questions about the tigers and the algae evoked more novice naturalistic reasoning than the  
18 question about finches. This pattern of endorsement is in contrast to findings by Evans et al.  
19 (2010a, 2010b) where adult museum visitors were more likely to endorse informed naturalistic  
20 reasoning for mammals and birds while endorsing novice naturalistic reasoning for microscopic  
21 species and invertebrates. Also in contrast with findings by Evans et al. (2010a, 2010b) is that  
22 students in this study were not more likely to endorse creationist reasoning for the chimps/humans  
23 questions than all other entities. Instead, participants were more likely to endorse denial of  
24 evolution reasoning for chimps/humans only in comparison to the question about the seals.  
25 Previous research has indicated that people are less likely to extend evolution to humans than other  
26 entities because of negative ramifications for the purpose of humans' existence, such as not having  
27 a purpose or free will (Brem, Ranney, & Schindel, 2004). We do not believe this explanation  
28 applies to our sample. Instead, we argue that the lack of support for denial of evolutionary  
29 reasoning is the result of British students being exposed to a set of explanations (at home and in  
30 formal education settings) that less frequently include creationist explanations that in the southern  
31 and midwestern US. Although the UK and the US are similar in terms of industrialization, the  
32 southern and midwestern US, where Evans et al. (2010a, 2010b) collected her data tends to be  
33 more religious than the UK (Micklewait & Wooldridge, 2005). Furthermore, as Kelemen (2003)  
34 has previously argued, differences in the majority culture's willingness to openly endorse  
35 creationist reasoning may result in children growing up in the two countries being exposed to  
36 slightly different types of explanations in parent-child conversations (Tenenbaum & Hohenstein,  
37 2016). Thus, our study provides further support that minute cultural differences may have a  
38 significant impact on how people learn to reason about biological evolution.

39 One limitation of our study, nonetheless, is that it is cross-sectional. As a result, we cannot  
40 know how students continue to build an understanding about evolution as a result of their  
41 experiences in formal and informal learning settings. Thus, we were not able to explain why some  
42 students developed a normative understanding about evolutionary theory while others did not.  
43 Future research needs to incorporate longitudinal and even micro-genetic methods to further our  
44 understandings of the underlying processes in the development of students' reasoning about  
45 evolution. In addition, this study highlights the need for future research to explore more  
46 exhaustively the role of culture in students' reasoning about biological evolution. We have  
47 demonstrated that secondary students in England tend not to endorse creationist explanations  
48 about evolution, even when they fail to provide a plausible alternative. However, because our

study was not a comparison study, further evidence is needed to determine the role of culture in people's reason about biological evolution.

### Conclusion

In summary, this research has found a clear developmental trend in students' emerging understandings about evolution where 16-year olds are better able than their younger counterparts to incorporate scientific concepts in their explanations about evolution, but only within certain contexts. First, students were able to learn relevant vocabulary without associating this language with more scientific understandings. Relevant language in turn helped students structure their reasoning about species change. Whereas age effects on informed naturalistic reasoning were found using Evans's et al. (2010a, 2010b) coding scheme across items, using our coding scheme, age effects on informed naturalistic reasoning were only found for the finch question. We believe that these effects demonstrate that adolescents have learned the vocabulary but not the concepts necessary for generalising concepts about evolution across a range of domains. Second, from a theoretical perspective, this study has contributed to the literature by generating a more valid coding scheme to be used with secondary school students to better understand their reasoning about evolution.

Considering current research findings within a teaching and learning context, when teaching about biological evolution, there is a genuine need for teachers to allow students multiple opportunities to practice using scientific theories in varying contexts. Doing so will ensure that students recognize that the underlying mechanism for evolution is the same across different type of entities and across different contexts. Furthermore, in the assessment of students' understanding about biological evolution, in addition to being able to use relevant terminology, teachers need to encourage students to explain what they mean by *adapt* and *evolve*, such that misconceptions can be modified. Given that effective teaching strategies are those that take into consideration students' prior knowledge and specific understandings (Bang & Medin, 2010), educators must tailor classroom instruction to dispel misconceptions students hold that can inhibit their reasoning about new concepts. Through such methods, students can begin to develop a richer understanding of evolutionary process that they can apply across different organisms.

### Notes

<sup>1</sup>Students in this study followed this curriculum. The recent change in curriculum introduced in 2014 to include evolution in the primary science curriculum did not affect the students in this study.

<sup>2</sup>GCSE stands for the general certificate of secondary education. This is an academic qualification award in a specified subject taken in a variety of subjects by students aged 14 and 16. Schools in England, Wales, and Northern Ireland require these awards. GCSE performance is usually a good indicator of how well students do in advanced level studies (Gardner, 2014).

<sup>3</sup>Third, there was a significant interaction effect of Question  $\times$  Response,  $F(28, 997) = 12.96, p = 0.0001, \eta_p^2 = 0.12$ . We followed up this interaction by conducting separate ANOVAs for each type of response. For INR, there was a main effect of question,  $F(329, 338.81) = 10.42, p = 0.0001, \eta_p^2 = 0.09$ . Students used INR more for the seals ( $M = 0.32, SE = 0.47$ ) and finches ( $M = 0.26, SE = 0.44$ ). Students' endorsement of INR did not differ from one another than for the questions on chimps/humans ( $M = 0.09, SE = 0.28$ ), algae ( $M = 0.09, SE = 0.28$ ), or tiger ( $M = 0.10, SE = 0.30$ ). For NNR, there was a main effect of question,  $F(4, 412) = 23.96, p = 0.0001, \eta_p^2 = 0.19$ . Students used NNR most for the algae ( $M = 0.63, SE = 0.49$ ) and humans ( $M = 0.46, SE = 0.50$ ). Next, NNR was used most for the tiger question ( $M = 0.40, SE = 0.49$ ), this did not differ significantly from the human question ( $M = 0.46,$

$SE = 0.50$ ). NNR was used the least for finches ( $M = 0.18$ ,  $SE = 0.39$ ) and seals ( $M = 0.15$ ,  $SE = 0.36$ ) questions. Finally, for INR/NNR, there was a main effect of question,  $F(4, 400) = 11.61$ ,  $p = 0.0001$ ,  $\eta_p^2 = 0.10$ . Students used INR/NNR most for the seals ( $M = 0.50$ ,  $SE = 0.05$ ) and finches ( $M = 0.42$ ,  $SE = 0.05$ ), which did not differ from one another. The use of NNR/INR did not differ between finches and tigers ( $M = 0.38$ ,  $SE = 0.05$ ). It was used the least for the human question ( $M = 0.22$ ,  $SE = 0.04$ ) and for algae ( $M = 0.15$ ,  $SE = 0.04$ ) questions.

## References

- Abraham-Silver, L., & Kisiel, J. (2008). Comparing visitors' conceptions of evolution: Examining understanding outside the United States. *Visitor Studies*, 11, 41–54. doi: 10.1080/10645570801938434
- ~~Alters, B. J., & Nelson, C. E. (2002). Perspective: Teaching evolution <sup>Q23</sup> in higher education. *Evolution*, 56, 1891–1901. doi: 10.1111/j.0014-3820.2002.tb00115.x~~
- ~~Anderson, D. L., Fisher, K. M., & Norman, G. J. (2002). Development and evaluation of the conceptual inventory of natural selection. *Journal of Research in Science Teaching*, 39, 952–978. doi: 10.1002/tea/10053~~
- ~~Asghar, A., Wiles, J. R., & Alters, B. (2007). Canadian pre-service elementary teachers' conceptions of biological evolution and evolution education. *McGill Journal of Education*, 42, 189–208. doi: 10.1007/s11165-010-9193-2~~
- Atran, S., Estin, P., Coley, J., & Medin, D. (1997). Generic species and basic levels: Essence and appearance in folkbiology. *Journal of Ethnobiology*, 17, 17–43. Retrieved from: <https://ethnobiology.org/sites/default/files/pdfs/JoE/17-1/Atranetal1997.pdf>
- Atran, S., Medin, D., Lynch, E., Vapnarsky, V., Ek', E. U., & Sousa, P. (2001). Folkbiology doesn't come from folkpsychology: Evidence from Yukatek Maya in cross-cultural perspective. *Journal of Cognition and Culture*, 1, 3–42. doi: 10.1163/156853701300063561
- Atran, S., Medin, D., & Ross, N. (2004). Evolution and devolution of knowledge: A tale of two biologies. *Journal of the Royal Anthropological Institute*, 10, 395–420. doi: 10.1111/j.1467-9655.2004.00195.x
- Bakeman, R., & Gottman, J. M. (1997). *Observing interaction: An introduction to sequential analysis*. New York, NY: Cambridge University Press.
- Banet, E., & Ayuso, G. E. (2003). Teaching of biological inheritance and evolution of living beings in secondary school. *International Journal of Science Education*, 25, 373–407. doi: 10.1080/09500690210145716
- Bang, M., & Medin, D. (2010). Cultural processes in science education: Supporting the navigation of multiple epistemologies. *Science Learning*, 94, 1008–1026. doi: 10.1002/sce.20392
- Beardsley, P. M. (2004). Middle school student learning in evolution: Are current standards achievable? *The American Biology Teacher*, 66, 604–612. doi: 10.2307/4451757
- Beggrow, E. P., & Nehm, R. H. (2012). Students' mental models of evolutionary causation: Natural selection and genetic drift. *Evolution: Education and Outreach*, 5, 429–444. doi: 10.1007/s12052-012-0432-z
- Bishop, B. A., & Anderson, C. W. (1990). Student conceptions of natural selection and its role in evolution. *Journal of Research in Science Teaching*, 27, 415–427. doi: 10.1002/tea.3660270503
- Chinn, C. A., & Brewer, W. F. (1993). The role of anomalous data in knowledge acquisition: A theoretical framework and implications for science instruction. *Review of Educational Research*, 63, 1–49. doi: 10.3102/00346543063001001
- Chinn, C. A., & Samarapungavan, A. (2001). Distinguishing understanding and belief. *Theory Into Practice*, 40, 235–241. doi: 10.1207/s15430421tip4004\_4
- Clough, E. E., & Wood-Robinson, C. (1985). How secondary school students interpret instances of biological adaptation. *Journal of Biological Education*, 19, 125–130. doi: 10.1080/00219266.1985.9654708
- Cohen, J. (1988). *Statistical power analysis for the behavioural sciences* (2nd ed.). Hillsdale, NJ: Erlbaum.
- ~~Coley, J. D., & Muratore, T. M. (2012). Trees, fish and other fictions. In K. S. Rosengren, S. K. Brem, E. M. Evans, & G. M. Sinatra (Eds.), *In evolution challenges: Integrating research and practice in teaching and learning about evolution* (pp. 22–46). New York, NY: Oxford University Press.~~



1 Coley, J. D., & Tanner, K. D. (2012). Common origins of diverse misconceptions: Cognitive principles  
2 and the development of biology thinking. *Life Sciences Education*, 11, 209–215. doi: 10.1187/cbe.12-06-  
3 0074

4 Coley, J. D., Solomon, G. E. A., & Shafto, P. (2002). The development of folkbiology: A cognitive  
5 science perspective on children's understanding of the biological world. In P. H. Kahn, & S. R. Kellert (Eds.),  
6 *Children and nature: Psychological, sociocultural, and* <sup>Q24</sup> *evolutionary investigations* (pp. 65–92). ~~Cam-~~  
7 ~~bridge: The MIT Press.~~

8 Deadman, J., & Kelly, P. (1978). What do secondary school boys understand about evolution and  
9 heredity before they are taught the topics? *Journal of Biological Education*, 12, 7–15. doi: 10.1080/  
10 00219266.1978.9654169

11 Demastes, S. S., Good, R. G., & Peebles, P. (1996). Patterns of conceptual change in evolution. *Journal*  
12 *of Research in Science Teaching*, 33, 407–431. doi: 10.1080/00219266.1978.9654169

13 Demastes, S. S., Settlage, J. Jr., & Good, R. (1995). Students' conceptions of natural selection and its  
14 role in evolution: Cases of replication and comparison. *Journal of Research in Science Teaching*, 32,  
15 535–550. doi: 10.1002/tea.3660320509

16 Department for Education. (2013a). Science Programmes of study: Key stage 3. National Curriculum in  
17 England. Retrieved from: [https://www.gov.uk/government/publications/national-curriculum-in-england-](https://www.gov.uk/government/publications/national-curriculum-in-england-science-programmes-of-study)  
18 [science-programmes-of-study](https://www.gov.uk/government/publications/national-curriculum-in-england-science-programmes-of-study)

19 Department for Education. (2013b). Science Programmes of study: Key stage 4. National Curriculum in  
20 England. Retrieved from: [https://www.gov.uk/government/publications/national-curriculum-in-england-](https://www.gov.uk/government/publications/national-curriculum-in-england-science-programmes-of-study)  
21 [science-programmes-of-study](https://www.gov.uk/government/publications/national-curriculum-in-england-science-programmes-of-study)

22 Department of Education. (2014a). ~~School Performance Tables. Retrieved from: [http://www.education-](http://www.education.gov.uk/cgi-bin/schools/performance/search.pl?searchType=postcode&postcode=rh1+2pc&distance=25&phase=all)~~  
23 ~~[gov.uk/cgi-bin/schools/performance/search.pl?](http://www.education.gov.uk/cgi-bin/schools/performance/search.pl?searchType=postcode&postcode=rh1+2pc&distance=25&phase=all)~~

24 Diamond, J., & Evans, E. M. (2007). Museums teach evolution. *Evolution*, 61, 1500–1506. doi:  
25 10.1111/j.1558-5646.2007.00121.x

26 diSessa, A. A., Gillespie, N. M., & Esterly, J. B. (2004). Coherence versus fragmentation in the  
27 development of the concept of force. *Cognitive Science*, 28, 842–900. doi: 10.1016/j.cogsci.2004.05.003

28 Duit, R., & Treagust, D. F. (2003). Conceptual change: A powerful framework for improving science  
29 teaching and learning. *International Journal of Science Education*, 25, 671–688. doi: 10.1080/  
30 09500690305016

31 Evans, E. M. (2000). The emergence of beliefs about the origins of species in school-age children.  
32 *Merrill-Palmer Quarterly*, 46, 221–254. Retrieved from: <http://www.jstor.org/stable/23093715>

33 Evans, E. M., & Lane, J. D. (2011). Contradictory or complementary? Creationist and evolutionist  
34 explanations of the origin (s) of species. *Human Development*, 54, 144–159. doi: 10.1159/000329130

35 Evans, E. M., Legare, C. H., & Rosengren, K. S. (2010a). Engaging multiple epistemologies:  
36 Implications for science education. In R. S. Taylor, & M. Ferrari (Eds.), *Epistemology and* <sup>Q25</sup> *science*  
37 *education* (pp. 111–138). ~~Oxon: Routledge.~~

38 Evans, E. M., Legare, C., & Rosengren, K. (2011). Engaging multiple epistemologies: Implications for  
39 science education. In M. Ferrari, & R. Taylor (Eds.), *Epistemology and science education: Understanding the*  
40 *evolution vs. intelligent design controversy* (pp. 111–139). New York, NY: Routledge.

41 Evans, E. M., Spiegel, A. N., Gram, W., Frazier, B. N., Tare, M., Thompson, S., & Diamond, J. (2010b).  
42 A conceptual guide to natural history museum visitors' understanding of evolution. *Journal of Research in*  
43 *Science Teaching*, 47, 326–353. doi: 10.1002/tea/20337

44 Fleiss, J. L. (1981). Balanced incomplete block designs for inter-rater reliability studies. *Applied*  
45 *Psychological Measurement*, 5, 105–112. doi: 10.1177/014662168100500115

46 Gardner, A. (2014, August 20). GCSEs & early choice: How important are your GCSE grades? Which  
47 University? Retrieved from <http://university.which.co.uk/advice/how-important-are-my-gcse-grades>

48 Gelman, S. A. (2004). Psychological essentialism in children. *Trends in Cognitive Sciences*, 8,  
49 404–408. doi: 10.1016/j.tics.2004.07.001

50 Gelman, S. A., & Legare, C. H. (2011). Concepts and folk theories. *Annual Review of Anthropology*, 40,  
51 379–198. doi: 10.1146/annurev-anthro-081309-145822

1 Gelman, S. A., & Rhodes, M. (2012). "Two-thousand years of stasis" How psychological essentialism  
2 impedes evolutionary understanding. In K. Rosengren, S. Brem, E. Evans, & G. Sinatra (Eds.), *Evolution* <sup>Q26</sup>  
3 challenges (pp. 3–21). Oxford: Oxford University Press.

4 Geraedts, C. L., & Boersma, K. T. (2006). Reinventing natural selection. *International Journal of*  
5 *Science Education*, 28, 843–870. doi: 10.1080/09500690500404722

6 ~~Ha, M., Haury, D., & Nehm, R. H. (2012). A feeling of certainty: Uncovering a missing link between~~  
7 ~~evolutionary knowledge and acceptance. *Journal of Research in Science Teaching*, 49, 95–121. doi: 10.1002/~~  
8 ~~tea.20449~~

9 Hammer, D., & Elby, A. (2003). Tapping epistemological resources for learning physics. *Journal of the*  
10 *Learning Sciences*, 12, 53–90. doi: 10.1207/S15327809jls1201\_3

11 Harris, P. L., & Koenig, M. A. (2003). Trust in testimony: How children learn about science and religion.  
12 *Child Development*, 77, 505–524. doi: 10.1111/j.1467-8624.2006.00886.x

13 Harrison, A. G., & Treagust, D. F. (2001). Conceptual change using multiple interpretive perspectives:  
14 Two case studies in secondary school chemistry. *Instructional Science*, 29, 45–85. doi: 10.1023/  
15 A:1026456101444

16 Hofer, B. K., & Pintrich, P. R. (1997a). The development of epistemological theories: Beliefs about  
17 knowledge and knowing and their relation to learning. *Review of Education Research*, 67, 88–140. doi:  
18 10.3102/00346543067001088

19 ~~Hofer, B. K., & Pintrich, P. R. (1997b). The development of epistemological theories: Beliefs about~~  
20 ~~knowledge and knowing their relation to learning. *Review of Educational Research*, 67, 88–140. doi:~~  
21 ~~10.3102/00346543067001088~~

22 Jensen, M. S., & Finley, F. N. (1996). Changes in students' understanding of evolution resulting from  
23 different curricular and instructional strategies. *Journal of Research in Science Teacher*, 33, 879–900. doi:  
24 10.1002/(SICI)1098-2736(199610)33:8<879::AID-TEA4>3.0.CO;2-T

25 Kampourakis, K., & Zogza, V. (2007). Students' preconceptions about evolution: How accurate is the  
26 characterization as "Lamarckian" when considering the history of evolutionary thought? *Science &*  
27 *Education*, 16, 393–422. doi: 10.1007/s11191-006-9019-9

28 Kampourakis, K., & Zogza, V. (2008). Students' intuitive explanations of the causes of homologies and  
29 adaptations. *Science & Education*, 17, 27–47. doi: 10.1007/s11191-007-9075-9

30 Kelemen, D. (1999). Why are rocks pointy? Children's preference for teleological explanations of the  
31 natural world. *Developmental Psychology*, 36, 1440–1452. doi: 10.1037/0012-1649.35.6.1440

32 Kelemen, D. (2012). Teleological minds: How natural intuitions about agency and purpose influence  
33 learning about evolution. In K. S. Rosengren, S. K. Brem, E. M. Evans, & G. M. Sinatra (Eds.), *In evolution*  
34 *challenges: Integrating research and practice in teaching and learning about evolution* (pp. 66–92). New  
35 York, NY: Oxford University Press.

36 Kelemen, D., & Rosset, E. (2009). The human function compunction: Teleological explanation in  
37 adults. *Cognition*, 111, 138–143. doi: 10.1016/j.cognition.2009.01.001

38 Kelemen, D., Rottman, J., & Seston, R. (2013). Professional physical scientists display tenacious  
39 teleological tendencies: Purpose-based reasoning as a cognitive default. *Journal of Experimental*  
40 *Psychology*, 142, 1074–1083. doi: 10.1037/a0030399

41 King, P. M., & Kitchener, K. S. (2004). Reflective judgment: Theory and research on the development of  
42 epistemic assumptions through adulthood. *Educational Psychologist*, 39, 37–41. doi: 10.1207/  
43 s15326985ep3901

44 Krist, H. (2000). Development of naïve beliefs about moving objects: The straight-down belief in action.  
45 *Cognitive Development*, 15, 281–308. doi: 10.1016/S0885-2014(00)00029-0

46 Kuhn, D. (1989). Children and adults as intuitive scientists. *Psychological Review*, 96, 674–689. doi:  
47 10.1037/0033-295X.96.4.674

48 ~~Lane, J. D., Wellman, H. M., & Evans, E. M. (2010). Children's understanding of ordinary and~~  
extraordinary minds. *Child Development*, 81, 1475–1489. doi: 10.1111/j.1467-8624.2010.01486.x

Legare, C. H., Evans, E. M., Rosengren, K. S., & Harris, P. L. (2012). The coexistence of natural and  
supernatural explanations across cultures and development. *Child Development*, 83, 779–793. doi: 10.1111/  
j.1467-8624.2012.01743.x

- Lunney, G. H. (1970). Using analysis of variance with dichotomous data: An empirical study. *Journal of Educational Measurement*, 7, 263–269.
- Micklethwait, J., & Wooldridge, A. (2005). *The right nation: Conservative power in America*. New York, NY: Penguin Press.
- Murphy, G. L., & Medin, D. (1985). The role of theories in conceptual coherence. *Psychological Review*, 92, 289–316. doi: 10.1037/0033-295X.92.3.289
- National Academy of Sciences. (1998). *Teaching about evolution and the nature of science*. Washington, DC: The National Academies Press.
- ~~National Research Council. (2012). *Thinking evolutionarily: Evolution education across the life sciences: Summary of a convocation*. Washington, DC: The National Academies Press. doi: 10.17226/13403~~
- Nehm, R. H., & Ha, M. (2011). Item feature effects in evolution assessment. *Journal of Research in Science Teaching*, 48, 237–256. doi: 10.1002/tea.20400
- Nehm, R. H., & Reilly, L. (2007). Biology majors' knowledge and misconceptions of natural selection. *BioScience*, 57, 263–272. doi: 10.1641/B570311
- Nehm, R. H., & Ridgway, J. (2011). What do experts and novices “see” in evolutionary problems? *Evolution: Education Outreach*, 4, 666–679. doi: 10.1007/s12052-011-0369-7
- Neuendorf, K. A. (2002). *The content analysis guidebook*. Thousand Oaks, CA: Sage.
- ~~Opfer, J. E., Nehm, R. H., & Ha, M. (2012). *Cognitive foundations for science assessment design: Knowing what students know about evolution*. *Journal of Research in Science Teaching*, 49, 744–777. doi: 10.1002/tea.21028~~
- ~~Pintrich, P. R. (2000). *Multiple goals, multiple pathways: The role of goal orientation in learning and achievement*. *Journal of Educational Psychology*, 92, 544–555. doi: 10.1037//0022-0663.92.3.544~~
- Poling, D. A., & Evans, E. M. (2002). Why do birds of a feather flock together? Developmental change in the use of multiple explanations: Intention, teleology and essentialism. *British Journal of Developmental Psychology*, 20, 89–112. doi: 10.1348/026151002166343
- ~~Poling, D. A., & Evans, E. M. (2004). *Are dinosaurs the rule or the exception? Developing concepts of death and extinction*. *Cognitive Development*, 19, 263–393. doi: 10.1016/j.cogdev.2004.04.001~~
- Posner, G. J., Strike, K. A., Hewson, P. W., & Gertzog, W. A. (1982). Accommodation of a scientific conception: Toward a theory of conceptual change. *Science Education*, 2, 211–227. doi: 10.1002/sce.3730660207
- Qualifications and Curriculum Authority. (2004). *The National Curriculum: Handbook for secondary teachers in England. Key stages 3 and 4*. London: Department for Education and Skills and Qualifications and Curriculum Authority.
- Rosengren, K. S., & Evans, E. M. (2012). Commentary on section 1: Constrained learning: Reframing the problem of evolution understanding and implications for science education. In K. S. Rosengren, S. K. Brem, E. M. Evans, & G. M. Sinatra (Eds.), *Evolution challenges: Integrating research and practice in teaching and learning about evolution* (pp. 200–210). New York, NY: Oxford University Press.
- ~~Rosengren, K. S., Gelman, S. A., Kalish, C. W., & McCormick, M. (1991). *As time goes by: Children's early understanding of growth in animals*. *Child Development*, 62, 1302–1320. doi: 10.2307/1130808~~
- Ross, N., Medin, D., Coley, J. D., & Atran, S. (2003). Cultural and experiential differences in the development of folkbiological induction. *Cognitive Development*, 18, 25–47. doi: 10.1016/S0885-2014(02)00142-9
- Ryan, J. M. (1985). The language gap: Common words with technical meanings. *Journal of Chemistry Education*, 62, 1098–1099. doi: 10.1021/ed062p1098
- Ryan, L. (2014). *AQA science GCSE science*<sup>Q27</sup> teacher's book. Oxford: Oxford University Press.
- Settlage, J. (1994). Conceptions of natural selection: A snapshot of the sense-making process. *Journal of Research in Science Teaching*, 31, 449–457. doi: 10.1002/tea.3660310503
- Shtulman, A. (2006). Qualitative differences between naïve and scientific theories of evolution. *Cognitive Psychology*, 52, 170–194. doi: 10.1016/j.cogpsych.2005.10.001
- Shtulman, A., & Calabi, P. (2013). Tuition vs. intuition: Effects of instruction on naïve theories of evolution. *Merrill-Palmer Quarterly*, 59, 141–167. doi: 10.13110/merrpalmquar1982.59.2.0141

1 Southerland, S. A., Abrams, E., Cummins, C. L., & Anzelmo, J. (2001). Understanding students'  
2 explanations of biological phenomena: Conceptual frameworks or P-Prims? *Science Education*, 85,  
3 328–348. doi: 10.1002/sce.1013

4 Spiegel, A., Evans, E. M., Frazier, B. F., Hazel, A., Tare, M., Gram, W., & Diamond, J. (2012). Changing  
5 museum visitors' conceptions of evolution. *Evolution Education Outreach*, 5, 43–61. doi: 10.1007/s12052-  
6 012-0399-9

7 Tenenbaum, H., & Hohenstein, J. M. (2016). Parent-child talk about the origins of living things. *Journal*  
8 *of Experimental Child Psychology*, 150, 314–329. doi: 10.1016/j.jecp.2016.06.007

9 Tenenbaum, H. R., To, C., Wormald, D., & Pegram, E. (2015). Changes and stability in reasoning after a  
10 field trip to a Natural History Museum. *Science Education*, 99, 1073–1091. doi: 10.1002/sce.21184

11 Thorndike, R. M., & Thorndike-Christ, T. M. (2011). *Measurement and evaluation in psychology and*  
12 *education*. Boston, MA: Allyn.

13 Wainryb, C., Shaw, L. A., Laupa, M., & Smith, K. R. (2001). Children's and adolescents', and young  
14 adults' thinking about different types of disagreements. *Developmental Psychology*, 37, 373–386. doi:  
15 10.1037/0012-1649.37.3.373

16 Waxman, S., Medin, D., & Ross, N. (2007). Folkbiological reasoning from a cross-cultural  
17 developmental perspective: Early essentialist notions are shaped by cultural beliefs. *Developmental*  
18 *Psychology*, 43, 294–308. doi: 10.1037/0012-1649.43.2.294

# AUTHOR QUERY FORM

**JOURNAL: JOURNAL OF RESEARCH IN SCIENCE TEACHING**

**Article: tea21347**

Dear Author,

During the copyediting of your paper, the following queries arose. Please respond to these by annotating your proofs with the necessary changes/additions using the E-annotation guidelines attached after the last page of this article.

We recommend that you provide additional clarification of answers to queries by entering your answers on the query sheet, in addition to the text mark-up.

Query No.	Query	Remark
Q1	Please confirm that given names (red) and surnames/family names (green) have been identified correctly.	First and last names correct
Q2	Please check that authors and their affiliations are correct.	All affiliations correct
Q3	Please provide zip code, street address for corresponding author.	post code has been added
Q4	(King & Kitchener, 1994 has been changed to King & Kitchener, 2004) so that this citation matches the Reference List. Please confirm that this is correct.	2004 is correct, thank you
Q5	(Shtulman & Calabi, 2012 has been changed to Shtulman & Calabi, 2013) so that this citation matches the Reference List. Please confirm that this is correct.	2013 is correct, thank you
Q6	(Harris & Koenig, 2006 has been changed to Harris and Koenig, 2003) so that this citation matches the Reference List. Please confirm that this is correct.	2006 is correct, changes have been made in text
Q7	More than one reference shares the same author and year-of-publication details (Hofer & Pintrich, 1997). Please check that they have been correctly differentiated between using a, b, etc. after the year of publication.	The second reference has been removed
Q8	(Spiegel et al., 2011 has been changed to Spiegel et al., 2012) so that this citation matches the Reference List. Please confirm that this is correct.	Spiegel et al., 2012 is correct, thank you
Q9	Please check the order of section headings.	headings are correct
Q10	References (Kelemen & DiYanni, 2005; Banet & Ayuso, 2006; Understanding Evolution, 2014;	

	Micklewait & Wooldridge, 2005; Brem et al., 2001; Kelemen, 2003, 2004; Demestas et al., 1995; Jensen & Finley, 1995; Kuhn, 1991, 1993; Gelman & Kremer, 1991, Lemke, 1990, Medin & Atran, 2004, Rector et al., 2012, Nehm et al., 2010, Rector et al., 2013, Evans et al., 2012, and Gee, 2008) have not been included in the Reference Lists, please supply full publication details.	References has been added, please see individual notes.
Q11	More than one reference shares the same author and year-of-publication details (i.e., Evans et al., 2010). Please check that they have been correctly differentiated between using a, b, etc. after the year of publication.	citations have been checked, changes have been made; Evans et al., 2010a has been corrected to 2011
Q12	(Abrahams-Silver & Kisiel, 2008 has been changed to Abraham-Silver & Kisiel, 2008) so that this citation matches the Reference List. Please confirm that this is correct.	thank you the correction is correct
Q13	(Ross et al., 2002 has been changed to Ross et al., 2003) so that this citation matches the Reference List. Please confirm that this is correct.	this should be Ross et al., 2002.
Q14	(diSessa et al., 2008 has been changed to diSessa et al., 2004) so that this citation matches the Reference List. Please confirm that this is correct.	2004 is correct, thank you
Q15	(Deadman & Kelly, 1987 has been changed to Deadman & Kelly, 1978) so that this citation matches the Reference List. Please confirm that this is correct.	1978 is correct, thank you
Q16	(Banet & Ayuoso, 2003 has been changed to Banet & Ayuso, 2003) so that this citation matches the Reference List. Please confirm that this is correct.	Ayuso is correct, thank you
Q17	Tables have been renumbered in ascending order (i.e., Tables 3, 1, 2, and 4 have been changed to 1, 2, 3, and 4, respectively). Please check.	Table numbers are correct
Q18	Please check the presentation of Tables 1–4 for correctness.	ok
Q19	(Neuendorf, 2000 has been changed to Neuendorf, 2002) so that this citation matches the Reference List. Please confirm that this is correct.	2002 is correct, thank you
Q20	Please confirm whether the color figure should be reproduced in color or black and white in the print version. If the color figure must be reproduced in color in the print version, please fill the color charge form immediately and return to Production Editor. Or else, the color figure for your article will appear in color in the online version only.	The figure does not need to be printed in colour.

Q21	Please provide the significance of table footnote (a, b, and c) for Table 3.	p = .003
Q22	(Geraedts & Boersma, 2007 has been changed to Geraedts & Boersma, 2006) so that this citation matches the Reference List. Please confirm that this is correct.	2006 is correct, thank you
Q23	References (Alters and Nelson, 2002; Anderson et al., 2002; Asghar et al., 2007; Coley et al., 2002; Department of Education, 2014a; Ha et al., 2012; Kampourakis and Zogza, 2007; Lane et al., 2010; National Academy of Sciences, 1998; National Research Council, 2012; Opfer et al., 2012; Pintrich, 2000; Poling and Evans, 2004; and Rosengren et al., 1991) have not been cited in the text. Please indicate where it should be cited; or delete from the reference lists.	Please remove these from reference list
Q24	Please provide publisher location (i.e., abbreviated state name) for reference Coley et al., 2002.	Corrections have been made
Q25	Please provide publisher location (i.e., abbreviated state name) for reference Evans et al., 2010a.	Evans et al., 2010a is incorrect. this should be 2011
Q26	Please provide publisher location (i.e., abbreviated state name) for reference Gelman and Rhodes, 2012.	New York, NY: Oxford University Press
Q27	Please provide publisher location (i.e., abbreviated state name) for reference Ryan, 2014.	Oxford, UK: Oxford University Press

UNCORRECTED PROOFS

1  
2  
3  
4  
5  
6  
7  
8  
9  
10  
11  
12  
13  
14  
15  
16  
17  
18  
19  
20  
21  
22  
23  
24  
25  
26  
27  
28  
29  
30  
31  
32  
33  
34  
35  
36  
37  
38  
39  
40  
41  
42  
43  
44  
45  
46  
47  
48